



Governance & Regional Services Committee Meeting **Amended** Agenda

June 6, 2019
2:00 pm

Members: All Directors (Director Gay as Chair)

Voting Rules

Unless otherwise indicated on this agenda, all Directors have one vote and a simple majority is required for a motion to pass.

		Who Votes	Count
1.	Call to Order		
2.	Addition of Late Items		
3.	Adoption of the Agenda		
4.	Adoption of the Minutes		
	4.1 May 2, 2019 Meeting		
5.	Invited Presentations & Delegations		
	5.1 Dr. Tony Sperling and Mairi Dalgleish re: Draft RDEK Solid Waste Management Plan		
6.	Correspondence		
	6.1 Environmental Services Board Report		
7.	Unfinished Business		
8.	New Business		
	8.1 Draft Solid Waste Management Plan		
<i>Revised</i>	8.2 Cheque Register – May 2019		
	8.3 Columbia Valley & Elk Valley Transit Services – 2019/2020 Annual Operating Agreement		
	8.4 Special Event Licence – Wycliffe Exhibition Association – Cranbrook Pro Rodeo		
<i>Revised</i>	8.5 2019/2020 Columbia Basin Trust Community Initiatives and Affected Areas Programs Funding Recommendations Report		
9.	Bylaws		
10.	Late Agenda Items		
11.	Reports from Directors		
12.	Adjournment		

**MINUTES OF THE REGIONAL DISTRICT OF EAST KOOTENAY
GOVERNANCE & REGIONAL SERVICES COMMITTEE MEETING
HELD AT THE REGIONAL DISTRICT OFFICE IN CRANBROOK BC ON
MAY 2, 2019**

PRESENT

Chair Rob Gay	Electoral Area C
Director Mike Sosnowski	Electoral Area A
Director Stan Doehle	Electoral Area B
Director Jane Walter	Electoral Area E
Director Susan Clovechok	Electoral Area F
Director Gerry Wilkie	Electoral Area G
Director Lee Pratt	City of Cranbrook
Director Wesly Graham	City of Cranbrook
Director Ange Qualizza	City of Fernie
Director Don McCormick	City of Kimberley
Director Dean McKerracher	District of Elkford
Director Allen Miller	District of Invermere
Director David Wilks	District of Sparwood
Director Clara Reinhardt	Village of Radium Hot Springs

ABSENT

Director Karl Sterzer	Village of Canal Flats
-----------------------	------------------------

STAFF

Shawn Tomlin	Chief Administrative Officer
Shannon Moskal	Corporate Officer
Connie Thom	Executive Assistant (Recording Secretary)

Chair Rob Gay called the meeting to order at 6:01 pm.

ADOPTION OF THE AGENDA

Agenda

MOVED by Director McKerracher
SECONDED by Director Miller

THAT the agenda for the Governance & Regional Services Committee meeting be adopted.

CARRIED

ADOPTION OF THE MINUTES

Minutes

MOVED by Director Doehle
SECONDED by Director Clovechok

THAT the Minutes of the Governance & Regional Services Committee meeting held on April 4, 2019 be adopted as circulated.

CARRIED

INVITED PRESENTATIONS & DELEGATIONS

Michael Murphy, BDO Canada LLP, presented the 2018 RDEK Financial Statements and Statement of Financial Information.

Megan Lohmann, Community Energy Manager, requested the Board's support to submit an application to the Province of British Columbia Organics Infrastructure Program to assist in the establishment of composting facilities in the Columbia Valley, Central and Elk Valley Subregions.

UNFINISHED BUSINESS

48474
Organics Resource
Recovery Program

MOVED by Director Qualizza
SECONDED by Director Clovechok

THAT an application be submitted for grant funding for a regionally collaborative Organics Resource Recovery program, encompassing up to three Composting Facilities, located in the Columbia Valley, Central and Elk Valley Subregions and that the RDEK supports the project and commits its share of up to \$1.0M to the project.

CARRIED

48475
Organics Resource
Recovery Program

MOVED by Director Wilkie
SECONDED by Director Miller

THAT a letter be sent to the Columbia Basin Trust requesting funding assistance towards the regionally collaborative compost facility project.

CARRIED

NEW BUSINESS

48476
2018 Financial Stmnts
and SOFI Report

MOVED by Director Miller
SECONDED by Director Reinhardt

THAT the 2018 RDEK Financial Statements and Statement of Financial Information be approved.

CARRIED

48477
Quarterly Financial
Statements

MOVED by Director Sosnowski
SECONDED by Director Walter

THAT the RDEK financial statements for the period of January to March 2019 be accepted.

CARRIED

48478
Cheque Register

MOVED by Director Wilks
SECONDED by Director McKerracher

THAT the cheque register for the RDEK General Account for April 2019 in the amount of \$794,773.81 be approved as paid.

CARRIED

48479
Regional Broadband
MOU

MOVED by Director Miller
SECONDED by Director Doehle

THAT the Chair be authorized to sign the Memorandum of Understanding for participation on the Regional Broadband Committee for a three-year term ending April 30, 2023.

CARRIED

48480
CBT Community
Wildfire Program

MOVED by Director Wilkie
SECONDED by Director McKerracher

THAT an application be submitted to Columbia Basin Trust for \$25,000 under the Community Wildfire Program for FireSmart education activities within the RDEK;

and further, the RDEK will support the project and provide overall grant management if the application is successful.

CARRIED

The Directors discussed the draft Waste and Recycling Costs Solid Waste Management Plan Survey follow-up questions.

ADJOURNMENT

The meeting adjourned at 7:20 pm.

CERTIFIED CORRECT

Chair Rob C. Gay

Shannon Moskal, Corporate Officer

DRAFT

Connie Thom

Subject: FW: AGENDA - FW: Request to appear as a delegation for June 6th Governance Meeting with regards to the RDEK Solid Waste Management Plan - working draft

From: Scott Garthwaite <sgarthwaite@sperlinghansen.com>

Sent: May 28, 2019 10:08 AM

To: Shannon Moskal <smoskal@rdek.bc.ca>

Cc: Mairi Dalgleish <mdalgleish@sperlinghansen.com>; Kevin Paterson <kpaterson@rdek.bc.ca>; Tony Sperling <sperling@sperlinghansen.com>

Subject: Request to appear as a delegation for June 6th Governance Meeting with regards to the RDEK Solid Waste Management Plan - working draft

Good Morning Shannon,

I am sending this email to request that Dr. Tony Sperling (& Mairi Dalgleish) appear as a delegation at the June 6th Governance Committee Meeting to present the "working" DRAFT of the RDEK Solid Waste Management Plan.

A brief overview of the presentation includes:

- Welcome & Introductions
- Overview and Planning Process
- Plan Strategies and Actions
- Financial Implications
- Implementation Schedule
- Next Steps & Wrap Up

For the presentation, Tony will require hardware for Power Point Presentation hook up including projector, screen, cables, etc.

If you have any further questions or would like to discuss, please feel free to contact me at your convenience.

Kind Regards,
Scott

Scott Garthwaite, AScT
Office Manager

Sperling Hansen Associates Inc.
1332 McGill Rd
Kamloops BC, V2C 6N6
Tel: 778-471-7088
Cell: 604-803-7120
Email: sgarthwaite@sperlinghansen.com

*...Designing Better Landfills Today
For a Cleaner Tomorrow...*



Environmental Services

June Report

Ohh 605 000

Solid Waste

The sixth meeting of the Solid Waste Management Plan Review Advisory Committee will be held on June 5, 2019 to discuss and review the “working draft” of the Solid Waste Management Plan.

Additional information about the Solid Waste Management Plan Review and process updates are available at engage.rdek.bc.ca.

Columbia Valley Subregion

The Recycle BC Depot will be opened on June 3, 2019 at the Columbia Valley Landfill. This depot will provide the same services as the Kimberley Transfer Station Depot.

Recreation Facilities, Parks, Trails

The Yaqakxaqamki Boat Launch is scheduled to open June 14, 2019 for the season assuming the lake level is adequate.

Seasonal staff for Tie Lake and Elk Valley Parks has been confirmed and regular season work has begun.

A summer student has been hired and duties will be shared between Solid Waste and Park duties.

Two summer students have been hired for Wycliffe Regional Park.

St. Mary Lake Regional Park has been developed with 8 new picnic sites (including fire rings and wood picnic tables), barrier rocks have also been placed to protect the beach area.

Date	May 30, 2019
Author	Kevin Paterson, Environmental Services Manager
Subject	Presentation of the Draft Solid Waste Management Plan

BACKGROUND

In British Columbia (BC), regional districts develop solid waste management plans (SWMP) under the provincial *Environmental Management Act (EMA)* that provide long term visions of how regional districts manage their municipal solid waste (MSW) in accordance with the pollution prevention hierarchy of Reduce Reuse, Recycle, Recovery and Residuals Management (5 Rs). As required by the *EMA*, the plans are to be renewed on a 10-year cycle to ensure that it reflects the current needs of the Regional District of East Kootenay (RDEK) as well as current market conditions, technologies and regulations.

This working draft document represents the proposed update of the RDEK's SWMP and once approved by the Ministry of Environment (along with any approval conditions), becomes a regulatory document for solid waste management and serves to guide solid waste management related activities and policy development in the RDEK. In conjunction with regulations and operational certificates (OC) that may apply, this plan will help to regulate the operation of sites and facilities that make up the region's solid waste management system.

INFORMATION

This current SWMP review and update process was initiated in 2017. Participants in the planning process included:

- RDEK personnel and Sperling Hansen Associates (SHA), acting as the planning team, coordinated the planning process, participated in the development of technical reports, and consulted with the public and stakeholders.
- An Advisory Committee (AC) was established and consists of representatives from the public, industry and stakeholders to review information associated with the planning process, and provide input. The RDEK also appointed three board members (one from each subregion) to sit on the AC, review all planning documents and provide input throughout the process.
- Interested parties (including the public) were kept informed during the plan development and participated in consultation opportunities to provide input to the plan team and Board.

The SWMP Review process is designed in three phases as indicated in Figure 2.2 below. We have completed Phase 2 and the presentation of this working draft will begin Phase 3.

Figure 2-2: Planning Process



As shown in Figure 2-2, Phase 1 of the plan consisted of a review of the existing system (in 2017), and completion of a Waste Characterization Study (in 2018). In 2017, a SWMP webpage was developed and the communication and consultation program was initiated. The AC was formed over the summer of 2018, with the first meeting held in the Fall 2018.

Following a gap analysis and a review of best management practices, a short-list of preferred options was developed to address future solid waste management needs within the RDEK. Phase 2 consisted of conducting a feasibility analysis of each of these options that included consideration of, for example: risks, community suitability, community capacity and financial implications. Consultation and communication was carried out throughout this stage, mainly through community surveys, social media updates, news releases and establishment of the RDEK's engagement platform (engage.rdek.bc.ca). (see attached survey results report)

In support of Phases 1 to 3, several technical reports were prepared by SHA, to assist the SWMP AC with it's discussions and workshops, as well as provide RDEK staff and Board members with information. These documents are listed below and are available on the RDEK's engagement platform:

- Stage 1 Characterization of the System Report
- Waste Reduction and Diversion Opportunities
- Optimizing the RDEK Solid Waste System (Residual Waste Management and Transfer Station Review)
- Policies & Bylaws for Enhancing Solid Waste Management in the RDEK
- Financial Implications of Proposed Solid Waste Management System Changes

NEXT STEPS

A working Draft of the SWMP will be presented to the AC on June 5 and is being presented to the June 6 meeting of the Governance and Regional Services Committee for review.

This will provide the Board and AC with an opportunity to provide comments and suggest changes prior to the Draft Plan being presented to the RDEK Board in July. It is hoped that endorsement of the Draft Plan at the July RDEK Board meeting will then allow staff to undertake the final part of Phase 3 which will include public consultation on the Draft Plan. The public consultation plan will include online engagement, social media, news releases and advertising, and three public open houses (one in each Subregion) to solicit input and feedback. Meetings will also be held with the Ktunaxa Nation Council and First Nation communities in the plan area.

This consultation period will run throughout the summer and fall of 2019, resulting in a final SWMP submission to the RDEK Board in late 2019. Once the final plan is approved, it will be submitted to the Ministry of Environment.

Attachments: Waste and Recycling Costs Survey
Solid Waste Management Plan Update – *Working Draft*

WASTE & RECYCLING COSTS SURVEY

Summary | 2019

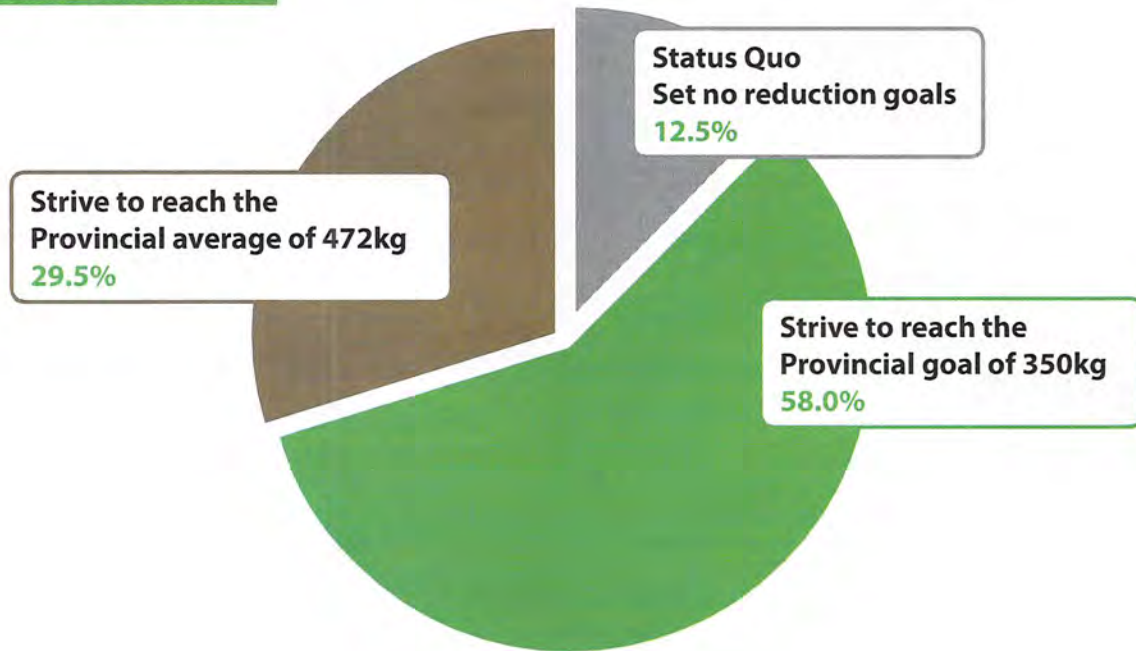


1234
respondents

62.6% rural **37.4%** urban

Waste reduction goals

Do you think the RDEK should?



Where are you from?



Where do you live or own property in the RDEK?

(Note: if you own more than one property, please fill out the survey for your primary residence)

ELECTORAL AREA A: Hosmer, rural Elk Valley

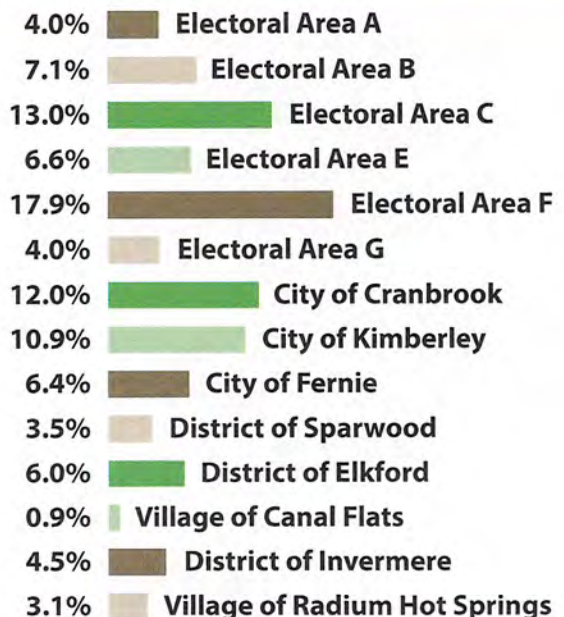
ELECTORAL AREA B: South Country, Jaffray, Galloway, Elko, Grasmere, Newgate

ELECTORAL AREA C: Rural Cranbrook, Gold Creek, Moyie, Jim Smith, parts of Wycliffe, Monroe Lake, Wardner, Bull River, Ft. Steele

ELECTORAL AREA E: St. Mary Lake, Meadowbrook, Skookumchuk, Ta Ta Creek, Wasa, rural Kimberley, parts of Wycliffe

ELECTORAL AREA F: Columbia Lake, Dutch Creek, Fairmont, Windermere, Panorama, rural Invermere, Rushmere

ELECTORAL AREA G: Edgewater, Wilmer, Brisco, Spillimacheen, Dry Gulch



How much are you willing to pay?

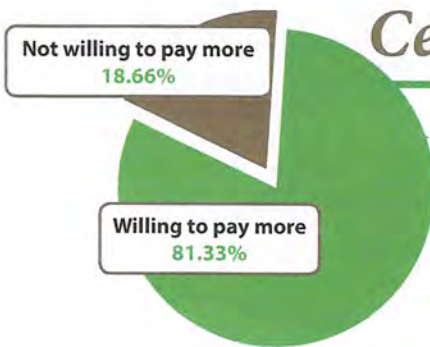
The average residential property in the RDEK is assessed at \$335,000 (this includes municipalities and rural areas).

In the recent Solid Waste Services Survey, over 88% of respondents supported investigating the expansion of recycling, reuse and reduction programs in the region.

Increasing services would, in most cases, mean increasing costs to provide those services.

Based on the 2019 budget, and on an average \$335,000 residential assessment, respondents were asked how much more per year (if anything) they would they be willing to pay for increased recycling/diversion opportunities in the region?

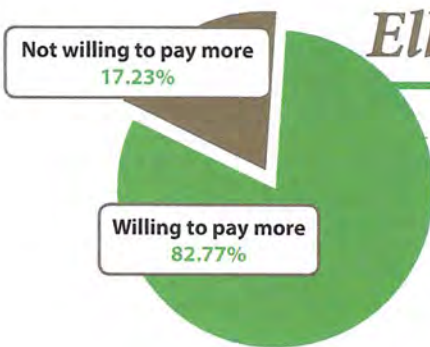
Central Sub-Region



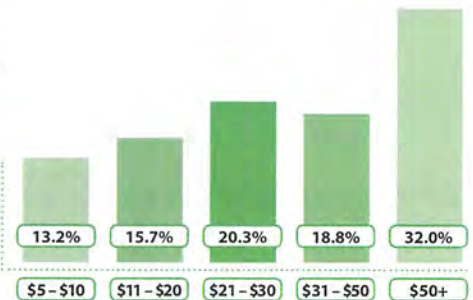
Of those who responded they would be willing to pay more, this is the breakdown of how much more they would be willing to pay.



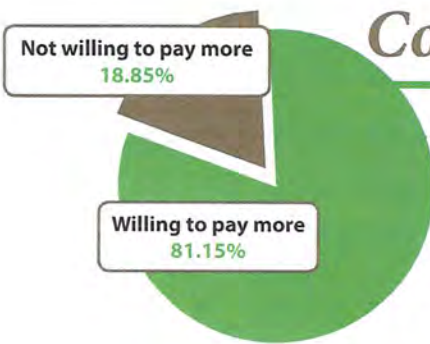
Elk Valley Sub-Region



Of those who responded they would be willing to pay more, this is the breakdown of how much more they would be willing to pay.



Columbia Valley Sub-Region



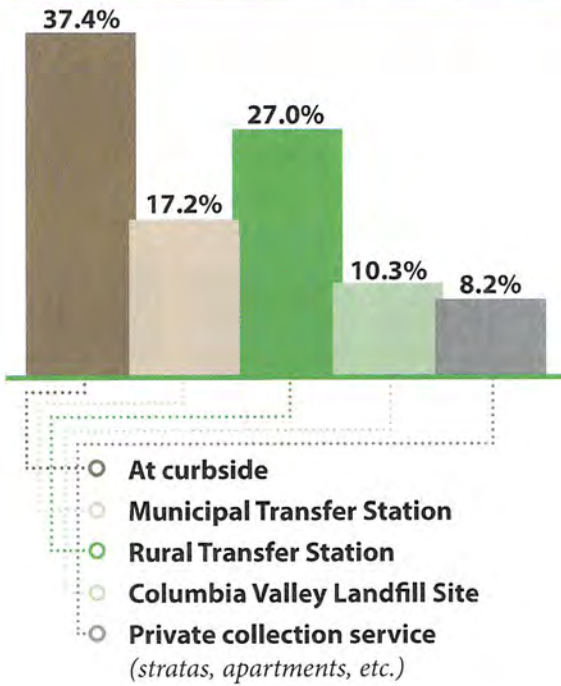
Of those who responded they would be willing to pay more, this is the breakdown of how much more they would be willing to pay.



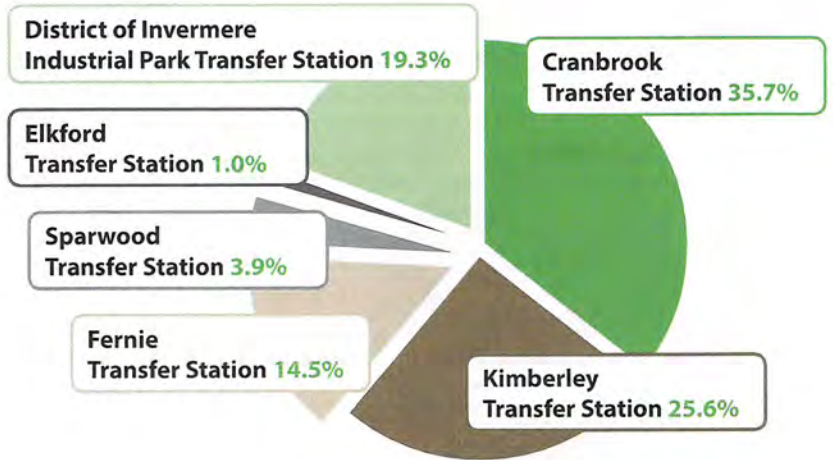
Garbage disposal



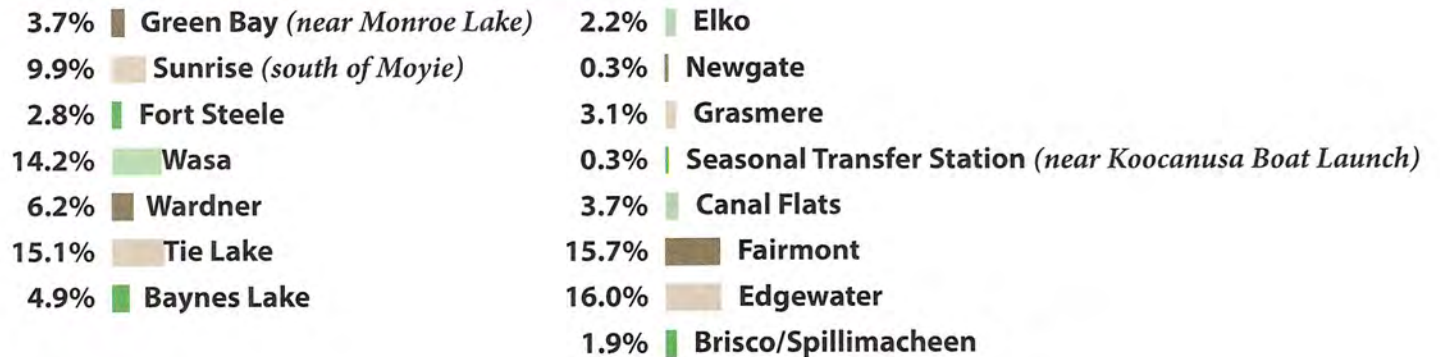
How do you currently dispose of garbage?



Of those who reported using a Municipal Transfer Station. Respondents used the following

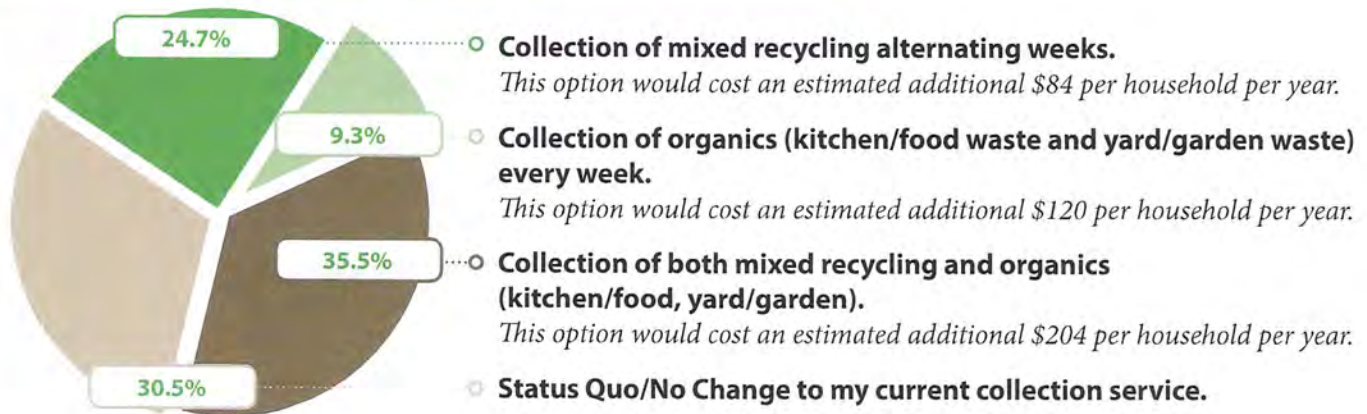


Of those who reported using a Rural Transfer Station. Respondents used the following

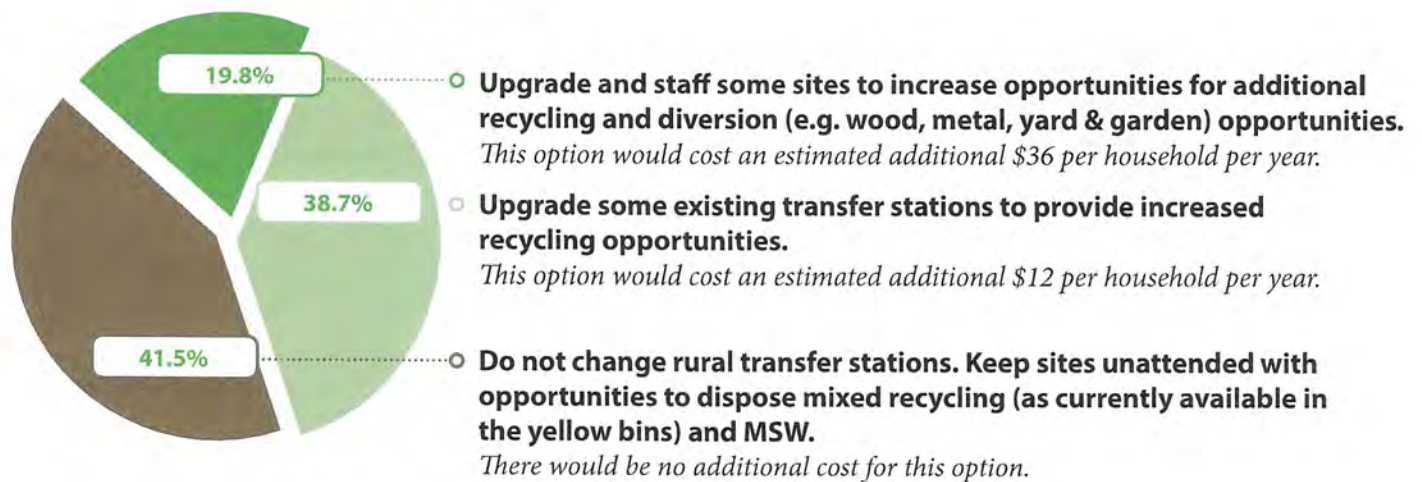


New options

Which of the following curbside collection options would you prefer in addition to garbage curbside collection?



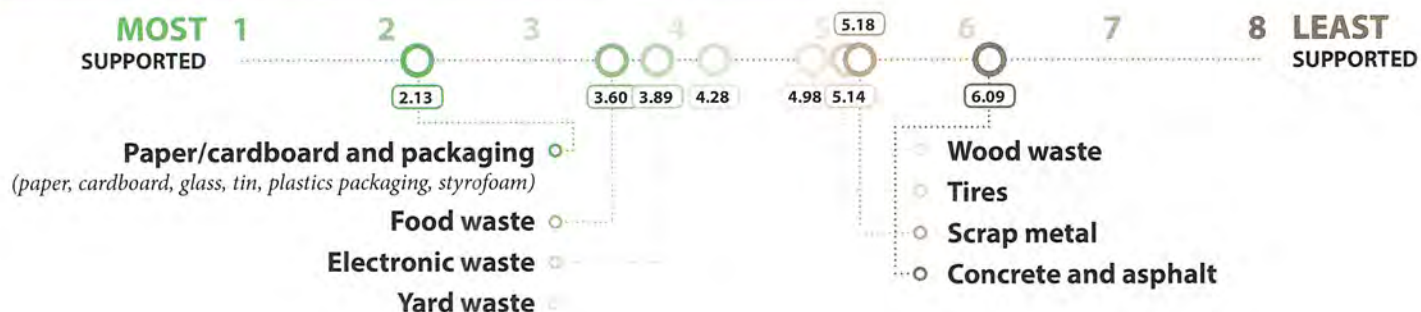
Which one of the following rural transfer station options would you prefer?



Priorities for increased recycling/diversion

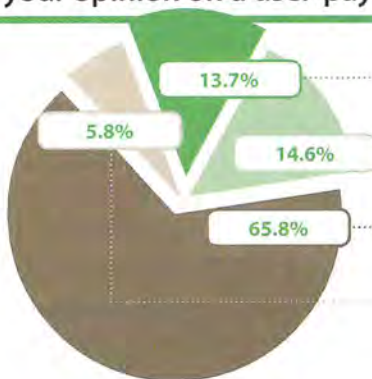
Of the following materials, please RANK what you like to see prioritized for increased recycling/diversion opportunities.

Choose the MOST important as #1, and put them in order to the LEAST IMPORTANT as #8:



User fees

What is your opinion on a user-pay system for household waste disposal?



- I support a user-pay system because users pay their fair share; those that create more garbage pay more.
- I support a user-pay system to encourage diversion and reduce waste sent to landfill.
- I don't support a user pay system because I believe it will increase illegal dumping throughout the region.
- I don't support a user pay system because I believe I will pay more to dispose of the waste I produce.

Organic waste management



What is your opinion on how Organic Waste (including Yard & Garden Waste, Brush, Food waste and clean wood waste) should be managed in the RDEK.

57.4%

- Establish a composting facility that processes yard & garden, kitchen scraps and food waste. *This would be an estimated increased cost of \$10-20 per household / year.*

42.6%

- Maintain existing small-scale composting as we do now at the regional landfills and municipal transfer stations. Kitchen/food waste would continue to be disposed of in landfills or backyard composters. *There would be no new costs for this option.*

REGIONAL DISTRICT OF EAST KOOTENAY

Solid Waste Management Plan Update *WORKING DRAFT*



PREPARED FOR: REGIONAL DISTRICT OF EAST KOOTENAY

PREPARED BY: SPERLING HANSEN ASSOCIATES

PRJ17050



SPERLING
HANSEN
ASSOCIATES



- Landfill Engineering
- Solid Waste Planning
- Environmental Monitoring
- Landfill Fire Control

TABLE OF CONTENTS

1.	Introduction.....	ii
1.1	Guiding principles	1
1.2	Pollution prevention hierarchy and targets	3
1.3	Plan history	3
1.4	Key Drivers.....	6
2.	Background.....	6
2.1	Plan area.....	6
2.2	Population.....	6
2.3	Existing System	10
2.3.1	Recycling and Diversion.....	10
2.3.2	Residual Waste System.....	10
2.3.3	Existing facilities	11
2.3.4	Future facilities	11
2.3.5	Roles in Solid Waste Management.....	12
2.4	Waste generation and management	13
	Provincial Targets.....	13
2.4.1	RDEK Performance	13
2.5	Waste Composition.....	15
3.	Goals and Strategies	16
3.1	Waste Reduction and Recycling.....	17
3.2	Organics Diversion	20
3.3	Residual Waste Management	22
3.4	Policies and Bylaws.....	23
3.5	Promotion and Education	24
3.6	Monitoring and Measurement.....	25
4.	Finance and Administration.....	26
5.	Plan Implementation.....	27
5.1	Implementation schedule	27
5.2	Plan monitoring	27
5.3	Annual reporting.....	27
5.4	Five-year effectiveness review	27
5.5	Plan amendments.....	28
6.	Plan Schedules.....	30
6.1	Schedule A: Planning Documents	30
6.2	Schedule B: Implementation schedule.....	31
6.3	Schedule C: PMAC terms of reference	32
6.4	Schedule D: Plan dispute resolution procedures	39
	References:	40

GLOSSARY

Disposal	Landfilling
Diversión	Activities that divert waste materials away from disposal as garbage to alternatives such as recycling or composting. Does not include combustion of garbage to produce energy.
DIY	Do It Yourself
DLC	Demolition, landclearing and construction
EPR	Extended producer responsibility
Generation	The sum of all materials discarded that require management as solid waste, including garbage, recycling and composting. Does not include organic waste composted at home.
GHG	Greenhouse gas
HHW	Household hazardous waste
ICI	Industrial, commercial and institutional (does not include heavy industry)
MMBC	Multi-Material BC (residential recycling product stewardship organization)
MOE	BC Ministry of Environment
MRF	Material recycling facility (recycling processor)
ODS	Ozone depleting substance (e.g. CFCs)
Organic Waste	Kitchen scraps, food waste, yard and garden waste
Plan	Regional Solid Waste Management Plan
PPP	Printed Paper and Packaging
RDEK	Regional District of East Kootenay
RSWMP	Regional Solid Waste Management Plan

EXECUTIVE SUMMARY

This draft document represents the most recent amendment of the Regional District of East Kootenay's (RDEK) Solid Waste Management Plan (SWMP) and once approved by the British Columbia Ministry of Environment and Climate Change Strategy (ENV) (along with any approval conditions), becomes a regulatory document for solid waste management and serves to guide solid waste management related activities and policy development in the RDEK.

The plan applies to the geographic area of the RDEK which includes the Columbia Valley subregion, Central Subregion, and Elk Valley Subregion. The guiding principles for the plan update are based on those established by the Province in the Guide to Solid Waste Management Planning (September 2016) and include the following:

1. Aspire to promote zero waste approaches and support a circular economy
2. Promote the first 3 Rs (Reduce, Reuse and Recycle)
3. Maximize use of waste materials and manage residuals appropriately
4. Support polluter and user-pay approaches and manage incentives to maximize behaviour outcomes
5. Prevent organics and recyclables from going in the garbage wherever practical
6. Collaborate with other regional districts wherever practical
7. Develop collaborative partnerships with interested parties to achieve regional targets set in plans
8. Structure the system so that private and public solid waste facilities compete on a level playing field.

The permanent population of the RDEK (as per the 2016 Census) is 60,439. It is estimated that approximately 73% of the population resides in urban environments (municipalities or incorporated communities), 26% resides in rural environments and 1% resides in First Nations communities. The seasonal or "shadow population" is an important factor for waste generation in the RDEK. The RDEK has indicated that approximately 14,500 seasonal residents contribute to waste generation in the region's resort communities, raising the equivalent population in the RDEK to 74,975.

A waste characterization study was completed for the region (by SHA) in July 2018 as part of this plan update. Figure A below shows the overall waste composition for the RDEK. The results of the study indicate that the largest component of the waste stream is Compostable Organics (29%), followed by Plastics (14%), Paper and Paperboard (13%), Construction and Demolition (11%), Non-compostable Organics (8%), Textiles (5%), Household Hygiene (5%), Metals (4%), Glass (3%), Household Hazardous Waste (2%), Electronics (2%), Bulky Waste (2%) and Fines (2%).

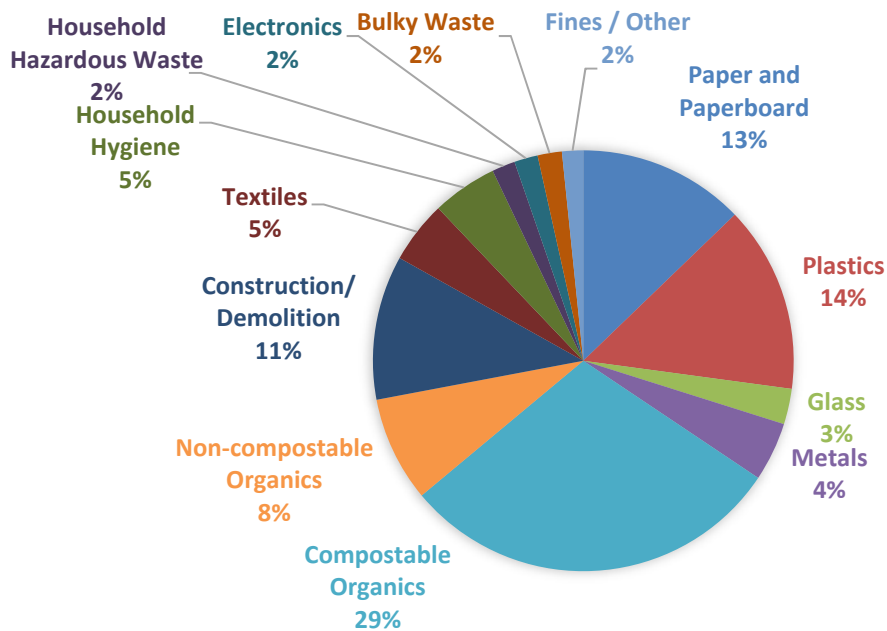


Figure A: Overall Waste Composition in RDEK

The current solid waste management system in the RDEK consists of large attended transfer stations in most major communities and small, unattended rural transfer stations throughout the Columbia Valley and Central subregions. Many municipalities also provide curbside garbage collection to residents. Residential and commercial recycling is managed mostly through the region’s Yellow-Bin program. Recently, the RDEK has joined RecycleBC and has begun developing recycling depots at larger transfers stations. Opportunities for enhanced diversion have been identified at rural transfer stations, which do not provide many opportunities for diverting Extended Producer Responsibility (EPR) items, yard and garden wastes or scrap metal.

The ENV measures waste management system performance in terms of disposal rate (i.e. how much waste is landfilled each year on a per capita basis). In 2017, the waste disposal rate in the RDEK was determined to be 585 kg / person; which is higher than the Provincial average of 506 kg / person. The Province has set a goal of reducing the provincial waste disposal rate to 350 kg/person by 2020.

A number of goals and strategies were discussed throughout the planning process. The action items outlined in this plan are divided into the following categories:

1. Strategies to reduce waste and increase recycling;
2. Strategies to divert organic waste from the landfill;
3. Strategies that enhance residual waste management services in the RDEK;
4. Policies and Bylaws that support SWMP action items;
5. Promotion and Education programs to support waste management initiatives.

Implementation of the strategies outlined in this report over the plan's 10-year timeframe is expected to reduce the RDEK's disposal rate from 585 kg/person in 2017 to: 480 kg/person/year by 2025, and 400 kg/person/year by 2030.

In total, the new proposed expenditures over the 10-year plan are estimated to be \$13,236,000 (including capital), with an average additional expenditure of \$ 1,323,650 per year. The majority of these expenditures are for estimated operating costs for the proposed composting facilities, as well as estimated operating costs for controlled/attended transfer stations. Capital costs of approximately \$3,600,000 are proposed for transfer station upgrades and \$600,000 for composting facility infrastructure.

Also included are staffing costs for the estimated additional effort to administer the strategies outlined in this plan. As shown in Table 3-1, the average additional annual staffing requirement is estimated to be 1 Full Time Equivalent (FTE) or \$90,000 per year.

Funding to implement the actions identified in this plan is expected to continue to be provided by residents and businesses through municipal taxes and user-fees.

Below is a breakdown of the proposed plan expenditures over the next 10-years:

Proposed Plan Expenditures (Approx.)	10 YR Costs
Total New Costs for Waste Reduction & Recycling	\$ 57,500
Total New Costs for Organics Diversion	\$ 4,244,000
Total New Costs for Columbia Valley TS Optimization	\$ 4,195,000
Total New Costs for Central TS Optimization	\$ 3,555,000
Total New Costs for Policies and Bylaws	\$ 165,000
Total New Costs for Promotion and Education	\$ 60,000
Total New Costs for Plan Monitoring and Measurement	\$ 60,000
New Staffing Costs	<u>\$ 900,000</u>
	\$13,236,500

1. INTRODUCTION

In British Columbia (BC), regional districts develop municipal solid waste (MSW) management plans (SWMP) under the provincial *Environmental Management Act* (EMA) that provide long term visions of how regional districts manage their municipal solid waste (MSW) in accordance with the pollution prevention (5 R) hierarchy. MSW is defined in BC as waste generated from the following sources: residential, commercial, institutional, light industrial (office), demolition, land clearing or construction sources, plus any MSW deemed by the Ministry of Environment & Climate Change (ENV) to be included (e.g. treated biomedical, pet crematorium waste). As required by the EMA, this plan will be renewed on a 10-year cycle to ensure that it reflects the current needs of the Regional District of East Kootenay (RDEK) as well as current market conditions, technologies and regulations.

This draft document represents the most recent amendment of the RDEK's SWMP and once approved by the ENV (along with any approval conditions), becomes a regulatory document for solid waste management and serves to guide solid waste management related activities and policy development in the RDEK. In conjunction with regulations and operational certificates (OC) that may apply, this plan regulates the operation of sites and facilities that make up the region's waste management system. The details of the existing system are discussed in Section 2.2 of this plan.

1.1 Guiding principles

The guiding principles for the plan update are based on those established by the Province in the Guide to Solid Waste Management Planning (September 2016), except for revisions made by the SWMP Advisory Committee (AC) during the December 2018 Meeting.

The principles guiding the development and implementation of this plan (and a brief description of each) are shown in Table 1-1 below.

Table 1-1: Guiding Principles

1.	Aspire to promote zero waste approaches and support a circular economy
	<i>Encourage a shift in thinking from waste as a residual requiring disposal, to waste as a resource that can be utilized in closed loop systems. Zero waste approaches aim to minimize waste generation and enable the sustainable use and reuse of products and materials.</i>
2.	Promote the first 3 Rs (Reduce, Reuse and Recycle)
	<i>Elevate the importance of waste prevention by prioritizing programming and provision of services for the first 3 Rs in the 5 R hierarchy. Implement programs and services that consider provincial and regional targets for waste reduction and environmental protection. Encourage investments in technology and infrastructure and ensure they occur as high up on the hierarchy as possible.</i>
3.	Maximize use of waste materials and manage residuals appropriately
	<i>Technology, best practices, and infrastructure investments should continue to develop to recover any remaining materials and energy from the waste stream and to manage residuals for disposal.</i>
4.	Support polluter and user-pay approaches and manage incentives to maximize behaviour outcomes
	<i>Producer and user responsibility for the management of products can be supported through the provision of market-based incentives, disposal restrictions on industry-stewarded products, zoning to support collection facilities, and support for reuse and remanufacturing businesses. Education and behavior change strategies aimed at consumers and businesses will help foster further waste reduction, reuse and recycling.</i>
5.	Prevent organics and recyclables from going in the garbage wherever practical
	<i>Maintaining a system to prevent organics and recyclables from going into the garbage will provide clean feedstock of greater economic value as well as a potential end product use to the recycling industry, while reinforcing behavior to reduce, reuse and recycle.</i>
6.	Collaborate with other regional districts wherever practical
	<i>Collaboration on many aspects of solid waste management will support the most efficient and effective overall municipal solid waste system.</i>
7.	Develop collaborative partnerships with interested parties to achieve regional targets set in plans
	<i>Strengthen partnerships with interested parties to achieve regional targets. All waste and recycling sector service providers, associations and environmental organizations, product stewardship producers and agencies, and waste generators are key interested parties in achieving these targets.</i>
8.	Structure the system so that private and public solid waste facilities compete on a level playing field.
	<i>Solid waste management facilities within a given region should be subject to similar requirements. A consistent set of criteria should be used to evaluate the waste management solutions proposed by private sector and by a regional district or municipality.</i>

1.2 Pollution prevention hierarchy and targets

This plan adopts the 5 R pollution prevention hierarchy (see Figure 1-1). As per the hierarchy, waste management is prioritized as follows: Reduce, Reuse, Recycle, Recovery and Residuals Management.

Strategies to address each tier in the hierarchy are laid out in Section 3, and are divided into the following categories: Waste Reduction and Recycling; Organics Diversion; Residual Waste Management; Policies and Bylaws; and Promotion and Education.



Figure 1-1: ENV Pollution Prevention Hierarchy

Implementation of these strategies over the plan's 10-year timeframe is expected to contribute to the provincial disposal rate target of 350 kg per person, and reduce the RDEK's MSW disposal rate from 585 kg/person in 2017 to: 480 kg/person/year by 2025, and 400 kg/person/year by 2030.

1.3 Plan history

The RDEK's first SWMP was prepared and submitted to the Ministry for approval in 1996; a series of updates to the plan were completed to identify preferred landfill locations in the Elk Valley Subregion and the Central Subregion and the updated plan was completed in 2003.

The goals of the 2003 SWMP included:

- Minimizing waste generation and reducing disposal;
- Managing waste in accordance with the 5-R Hierarchy;
- Striving for annual decreases in waste generation;
- Introducing a “user pay” system; and,
- Managing the system in a way that is economically viable, efficient, and environmentally sound.

A number of policies were outlined to support these goals, as well as actions for implementing the plan. The actions and their implementation status are outlined in Detail in the Stage 1 Report (included in Schedule A).

In general, the RDEK has successfully implemented most of the action items outlined in the 2003 SWMP, such as:

- Providing waste reduction education to all age groups;
- Implementing waste reduction techniques in daily operations;
- Chipping and composting wood waste;
- Developing composting facilities at landfills and encouraging community groups to use backyard composting;
- Designating areas at residual facilities to enable separation of reusable and recyclable materials;
- Continuing to offer recycling drop boxes and consider curbside recycling collection;
- Providing recycling containers to businesses and institutions and arrange for regular pick-up of recyclables;
- Providing a directory of businesses and organizations that provide recycling services;
- The City of Fernie, City of Cranbrook and District of Elkford landfills have been closed.

The current planning process was initiated in 2017. Participants in the planning process included:

- RDEK personnel and Sperling Hansen Associates, acting as the planning team, coordinated the planning process, participated in the development of technical reports, and consulted with the public and stakeholders.
- The RDEK’s Board of Directors (Board) was provided updates throughout the SWMP process.
- The Advisory Committee (AC) consisted of representatives from the public and stakeholders who reviewed information associated with the planning process, and provided input to personnel and the Board. The RDEK also appointed three board members (one from each subregion) to sit on the AC and review all planning documents and provide input throughout the process.
- Interested parties (including the public): were kept informed during the plan development and participated in consultation opportunities to provide input to the plan team and Board

The plan update was completed in three phases, as indicated in Figure 2-2 below.

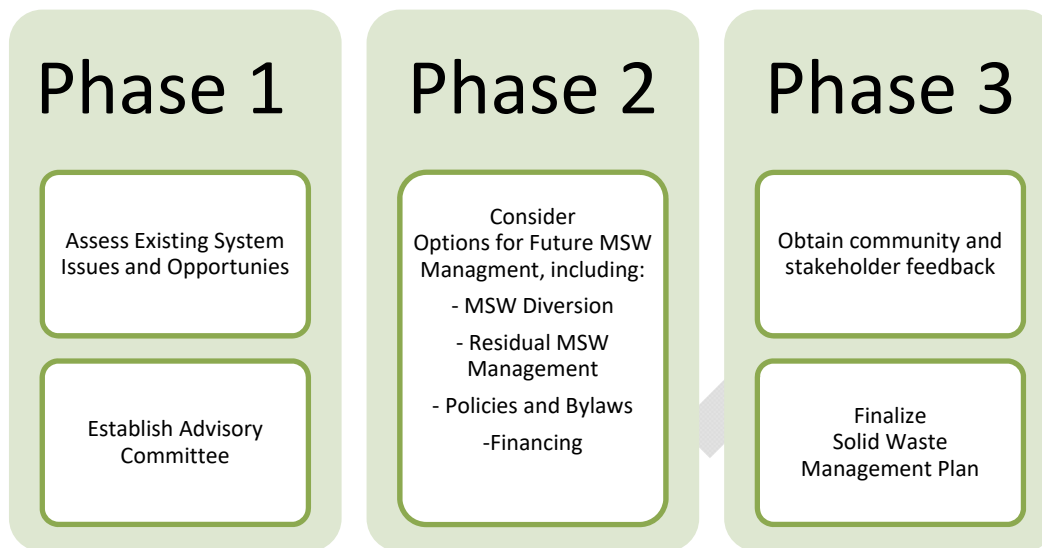


Figure 1-2: Planning Process

As shown in Figure 1-2, Phase 1 of the plan consisted of a review of the existing system (in 2017), and completion of a Waste Characterization study (in 2018). In 2017, a SWMP webpage was developed and the communication and consultation program was initiated. The AC was formed over the summer of 2018, with the first meeting held in the Fall 2018.

Following a gap analysis and a review of best management practices, a short-list of preferred options was developed to address future solid waste management needs within the RDEK. Phase 2 consisted of conducting a feasibility analysis of each of these options that included consideration of, for example: risks, community suitability, community capacity and financial implications. Consultation and communication were carried out throughout this stage, mainly through community surveys, newsletters and establishment of the RDEK’s engagement platform (engage.rdek.bc.ca).

Phase 3 will consist of targeted consultation on the Draft SWMP.

In support of Phases 1 to 3, several technical reports were prepared by SHA as part of this plan update, to assist the SWMP PMAC with their discussions and workshops, as well as provide RDEK personnel and Board members with information. These documents are listed below and are available on the RDEK’s engagement platform and included in Schedule A of this report:

- Stage 1 Characterization of the System Report
- Waste Reduction and Diversion Opportunities
- Optimizing the RDEK Solid Waste System (Residual Waste Management and Transfer Station Review)
- Policies & Bylaws for Enhancing Solid Waste Management in the RDEK
- Financial Implications of Proposed Solid Waste Management System Changes

1.4 Key Drivers

The key drivers for developing this update were identified by the RDEK and include examining ways to:

- Explore opportunities to increase service at small transfer stations (through expanded diversion programs)
- Consider providing supervision at unattended transfer stations to encourage diversion of recyclable materials
- Explore opportunities to provide incentive for waste reduction
- Explore opportunities to increase organic waste diversion
- Explore opportunities to increase the efficiency of the waste management system
- Explore the addition of a full-service transfer station in the Columbia Valley
- Maintain Financial Sustainability

2. BACKGROUND

2.1 Plan area

The plan applies to the geographic area of the RDEK, as shown in Figure 2-1. The RDEK is divided into three subregions: Columbia Valley, Central, and Elk Valley. The sub regions were established in 1993, through adoption of a local service area bylaw. Each of the subregions are responsible for implementing MSW programs within their areas.

The Columbia Valley subregion consists of Electoral Areas F & G and the municipalities of Radium Hot Springs, Invermere, and Canal Flats. The Central subregion consists of Electoral Areas B, C, and E and the municipalities of Kimberley and Cranbrook. The Elk Valley subregion consists of Electoral Area A and the City of Fernie, District of Elkford and District of Sparwood. The Region is also home to numerous unincorporated communities and First Nations communities.

2.2 Population

According to the 2016 Census data, the RDEK's total population is 60,439. Approximately 73% of the population resides in urban environments (municipalities or incorporated communities), 26% resides in rural environments and 1% resides in First Nations communities. Population statistics from the past 15 years are shown in Table 2-1 below.

An important factor for waste generation in the East Kootenay's is the seasonal or "shadow population." Throughout the year, seasonal residents travel to the RDEK to take part in the regions' recreational activities. To assist with accurate MSW disposal reporting, the RDEK has estimated the shadow population as shown in Table 2-2. This estimate has been developed based on the number of seasonal dwellings in resort communities such as Fernie, Invermere, Radium etc. As shown in Table 2-2, it is estimated that there are approximately 14,5000 seasonal residents that contribute to waste generation in the region. This raises the equivalent permanent population for the region to 74,975 people (from 60,439).

The greatest influence of seasonal residents is seen in the Columbia Valley Subregion, with over 7,600 seasonal residents; the Central and Elk Valley subregions see approximately 3,300 - 3,600 seasonal residents each year respectively.

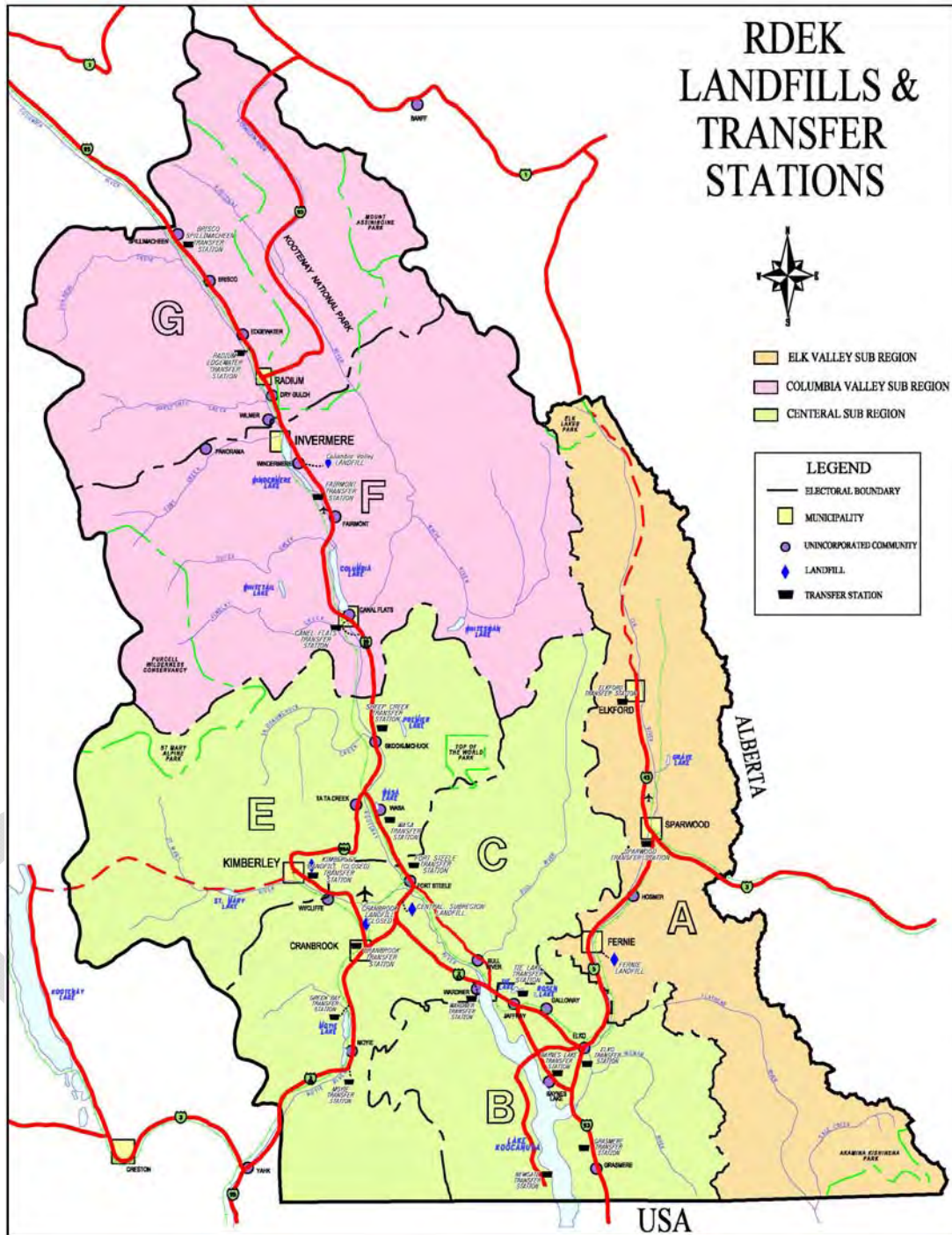


Figure 2-1: RDEK Landfills and Transfer Stations

Table 2-1: RDEK Census Population

Area	Urban, Rural, Indian Reserve	Population (Census)				
		2001	2006	2011	2016	% total
Columbia Valley Subregion						
Canal Flats	U	754	700	715	668	1%
Invermere	U	2,858	3,002	2,955	3,391	6%
Radium	U	583	735	777	776	1%
Electoral Areas F & G	R	4,237	4,502	4,065	4,188	7%
Columbia Lake IR	IR	165	153	131	140	0%
Shuswap IR	IR	176	169	293	319	1%
Total		8,773	9,261	8,936	9,482	16%
Central Subregion						
Cranbrook	U	18,476	18,267	19,319	20,047	33%
Kimberley	U	6,484	6,139	6,652	7,425	12%
Electoral Areas C & E	R	7,618	7,597	7,335	7,789	13%
Cassiamayooks IR	IR	5	5	5	-	0%
St. Mary IR	IR	166	159	104	170	0%
Total		32,749	32,167	33,415	35,431	59%
Elk Valley						
Fernie	U	4,611	4,217	4,448	5,249	9%
Sparwood	U	3,812	3,618	3,667	3,784	6%
Elkford	U	2,589	2,463	2,523	2,499	4%
Electoral Areas A & B	R	3,675	3,692	3,644	3,919	6%
Tobacco Plains IR	IR	82	67	57	75	0%
Total		14,769	14,057	14,339	15,526	26%
RDEK Total		56,291	55,485	56,690	60,439	
Total Urban					43,839	73%
Total Rural					15,896	26%
Total First Nations					704	1%

Table 2-2: RDEK Population including Seasonal Shadow Population Estimates

Area	Urban, Rural, Indian Reserve	Population	
		2016	% total
Population Adjusted with Shadow Population Estimates			
Columbia Valley Subregion			
Canal Flats	U	668	1%
Invermere	U	8,796	15%
Radium	U	2,976	5%
Electoral Areas F & G	R	4,188	7%
Columbia Lake IR	IR	140	0%
Shuswap IR	IR	319	1%
Total		17,087	28%
Central Subregion			
Cranbrook	U	20,047	33%
Kimberley	U	10,745	18%
Electoral Areas C & E	R	7,789	13%
Cassiamayooks IR	IR	-	0%
St. Mary IR	IR	170	0%
Total		38,751	64%
Elk Valley			
Fernie	U	8,860	15%
Sparwood	U	3,784	6%
Elkford	U	2,499	4%
Electoral Areas A & B	R	3,919	6%
Tobacco Plains IR	IR	75	0%
Total		19,137	32%
RDEK Total		74,975	
Total Shadow Population		14,536	24%

2.3 Existing System

2.3.1 Recycling and Diversion

Mixed recycling has historically been collected through the RDEK's "Yellow Bin" system. The program consists of over 400 yellow recycling bins strategically placed throughout the region for single-stream recyclables including paper, cardboard, tin/aluminum cans, grocery bags, and plastics number 1 through 6. Separate bins are provided for "glass only." The yellow bins are also located at RDEK transfer stations and landfills. The yellow bin program services both residential and ICI recycling and all bins are available for use by public and commercial users. Since reaching an agreement with Recycle BC, the RDEK is beginning to transition to provide recycling depots at their attended transfer stations for printed paper and packaging (PPP) and other stewardship agencies when deemed by the RDEK as appropriate. Recyclables from the yellow bins and the recycling depots are transported to the South Sky Recycling Center, a materials recovery facility (MRF) located in Cranbrook.

Reuse centers (share sheds) are extremely popular in the region and are located at all of the attended transfer stations and landfills. The reuse centers provide a place for residents and tourists to "drop-and-shop." Thrift stores are also located throughout the RDEK encouraging the reuse of clothing, house wares and sporting goods.

The RDEK also publishes recycling guides for each subregion which indicate the locations that items, including Extended Producer Responsibility (EPR) products, can be recycled. Currently, the majority of EPR programs in the RDEK are located at local retailers and bottle depots. Some EPR materials are accepted at attended transfer stations, including tires and PPP. A household hazardous waste depot was recently established at the Cranbrook transfer station.

Waste reduction is also encouraged through backyard composting. The RDEK offers a composting course in the summer. For a nominal fee of \$20/person, attendees receive a black bin composter and learn the basics of backyard composting. In addition to the course, the RDEK sells backyard composters at wholesale cost (i.e. \$55/composter) all year round.

The RDEK diverts chipped clean wood waste and some green waste from the Central Subregion Landfill and Columbia Valley Subregion Landfill for energy recovery. The material is chipped at onsite and hauled to a cogeneration facility located in Skookumchuck, at the Paper Excellence mill. In addition to energy production, diverting organic materials (wood waste) from the landfill reduces greenhouse gas emissions from the landfill and saves landfill airspace. Further wood waste diversion is facilitated through the RDEK's burn permits at designated transfer stations and landfills.

2.3.2 Residual Waste System

The residual waste management system in the RDEK consists of a network of both attended/controlled transfer stations and unattended rural transfer stations. Additionally, curbside garbage collection is offered by municipalities in most large communities, such as Cranbrook, Kimberley, Fernie, Sparwood, Elkford and Invermere.

Attended transfer stations are located in most large communities, such as Kimberley, Cranbrook, Fernie, Sparwood and Elkford. These transfer stations provide diversion opportunities for yard and garden waste,

clean wood, mixed recycling, scrap metal, large appliances, and reuse-centres (i.e. share sheds). Of note, Invermere and Radium (in the Columbia Valley) are the only large communities without a dedicated attended transfer station – other than the Columbia Valley Landfill located in Windermere BC.

Rural transfer stations in the RDEK offer garbage and mixed recycling services to residents; three of the transfer stations are also equipped with marshalling areas for scrap metal and wood waste. Many of the rural transfer stations are located in recreational areas, particularly in the central subregions’ “South Country” (near Lake Kookanusa). As such, seasonal users are an important consideration for these transfers stations.

Challenges with the rural transfer station system that have been identified by RDEK staff include: unauthorized MSW dumping on sites and around bins, as well as having few diversion opportunities. Due to the unattended nature of these transfer stations, bins are serviced frequently and, as such often have not been filled to their maximum capacity reducing efficiency and increasing unit service costs.

2.3.3 Existing facilities

Authorized sites or facilities are shown on Figure 2-1 and include:

- Central Subregion Landfill (RDEK)
- Columbia Valley Subregion Landfill (RDEK)
- Sparwood Landfill (RDEK)

Table 2-3 lists other facilities integral to the regional waste system as well as the location of closed landfills and / or dumps previously operating in the region.

2.3.4 Future facilities

Proposed new facilities to manage the RDEK’s MSW which are contemplated in this plan include the following:

- New attended transfer station located in the Columbia Valley (such as in Invermere or Radium). The contemplated location(s) and layout for the aforementioned transfer station(s) have been detailed in SHA’s Transfer Station and Residuals Management report, included in Schedule A. Two locations have been identified as being suitable for a new transfer station: in Invermere near the Invermere Public Works yard and in Radium east of the Canfor sawmill in an area which houses the Radium wastewater treatment lagoons.
- New Centralized Composting Facility or Subregional Composting Facilities. The RDEK is currently considering the construction of three composting facilities (one in each subregion) potentially in partnership with local governments as part of the Organics Infrastructure Program. The details and location of such a facility are unknown at this time and are subject to a feasibility study, Board approval, and the outcome of the Organics Infrastructure Program funding approval;
- Upgrades or changes to existing rural transfer stations throughout the regional district to provide additional diversion opportunities.

The process for development of new sites and facilities shall include, but not be limited to:

- An appropriate procurement process;
- Ensuring that authorizations (including OCs, licences and registration under OMRR) are obtained as necessary, and that any requirements from other levels of government are also met;
- Environmental assessment, including an assessment of human health risk acceptable to the applicable health authority and public consultation, as may be required by provincial and federal regulations;
- Public consultation on new (or amended) sites or facilities that require authorization under the EMA;
- Any additional assessment as laid out in the minister’s conditions for approval of this plan.

The addition of new sites or facilities not contemplated in this plan would require an amendment to the plan.

2.3.5 Roles in Solid Waste Management

Organizations that contribute to the RDEK’s solid waste management system are described below:

Who	Roles in Waste Management
Federal government	<ul style="list-style-type: none"> • Regulates waste management facilities under federal jurisdiction
Provincial government	<ul style="list-style-type: none"> • Various ministries have regulatory authority related to waste management through the EMA
RDEK (Board and personnel)	<ul style="list-style-type: none"> • Develops regional SWMP plan to provide waste management in the RDEK • Through the regional SWMP and implementation instruments (including bylaws, policies and programs), works to meet MSW disposal goals and targets and ensures that each community has access to MSW management services that are environmentally sound and cost effective • Ensures that legislative and policy requirements are followed, including monitoring and reporting • Continually updates and reviews the SWMP itself through the feedback received from associated committees • Provides services including but not limited to the operation of facilities and collection systems that manage waste • Supports product stewardship programs • Strives to follow the pollution prevention hierarchy (Figure 2-1)
Municipalities (council and personnel)	<ul style="list-style-type: none"> • May provide / coordinate MSW management services and/or own and/or operate facilities in accordance with the regional SWMP • May make bylaws dealing with MSW collection and management

First Nations	<ul style="list-style-type: none"> • Participate on the regional plan monitoring committee. • May participate in regional waste management system within federal jurisdiction unless required to comply with provincial legislation regarding waste management (e.g. Treaty requirements)
Product stewardship producers and agencies	<ul style="list-style-type: none"> • Comply with applicable Ministry approved stewardship plans and RDEK regional MSW plan • Ensure reasonable and free consumer access to collection facilities • Collect / process stewarded products and packaging • Coordinate local government delivery as a service provider where applicable • Provide and / or fund education and marketing • Provide deposit refunds to consumers (where applicable) • Monitor / report on key performance indicators such as recovery rates
Private sector involved in MSW management (e.g., haulers, facility operators)	<ul style="list-style-type: none"> • Provide recycling and MSW management services and own/operate facilities in compliance with regional MSW • Generally, services multi-family residential buildings, commercial and institutional sources, and construction, demolition and land clearing sectors • Comply with Ministry operational certificates and/or RDEK regional SWMP and any related facility or hauler licenses
Residents and businesses	<ul style="list-style-type: none"> • Responsible for carrying out proper MSW reduction, recycling and disposal activities

2.4 Waste generation and management

Provincial Targets

The ENV measures waste management system performance in terms of disposal rate and no longer diversion. Measuring MSW diversion has been problematic given the variability between regional districts regarding the definition and measurement of diverted materials.

In 2013, the Ministry of Environment (ENV) developed the BC Waste Disposal Calculator to provide more reliable and consistent data on MSW disposal by regional districts, and to assist in determining the Province's progress toward zero waste.

In 2017, the provincial average for waste disposal was 506 kg /person. The ENV has established a target to lower the provincial MSW disposal rate to 350 kilogram per person per year by 2020.

2.4.1 RDEK Performance

Historically, the annual waste disposal rate in the RDEK has ranged from 983 kg/person in 2010 to 561 kg/person in 2016, as shown in Figure 2-2. The 2017 waste disposal rate is estimated to be 585 kg/person, based on reporting from the Ministry of Environment. It is important to note when reviewing historic data that the most recent projections from the BC Waste Disposal Calculator are considered to be the most accurate; additionally, the recent reporting factors in the seasonal “shadow population” which reduces the per capita disposal rate.

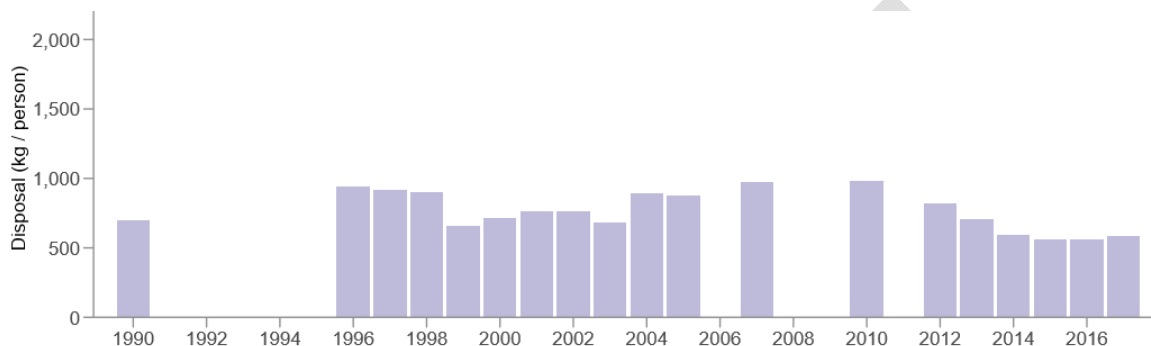


Figure 2-2: Waste disposal Rates in the RDEK

(<http://www.env.gov.bc.ca/soe/indicators/sustainability/municipal-solid-waste.html>)

Province-wide waste disposal rates are shown in Figure 2-3 below. As shown, the RDEK’s disposal rate is slightly higher than the provincial average; however, the RDEK is not out-of-line when compared to regional districts of similar size and geographic area (such as Kootenay Boundary, Columbia Shuswap, and Thompson-Nicola).

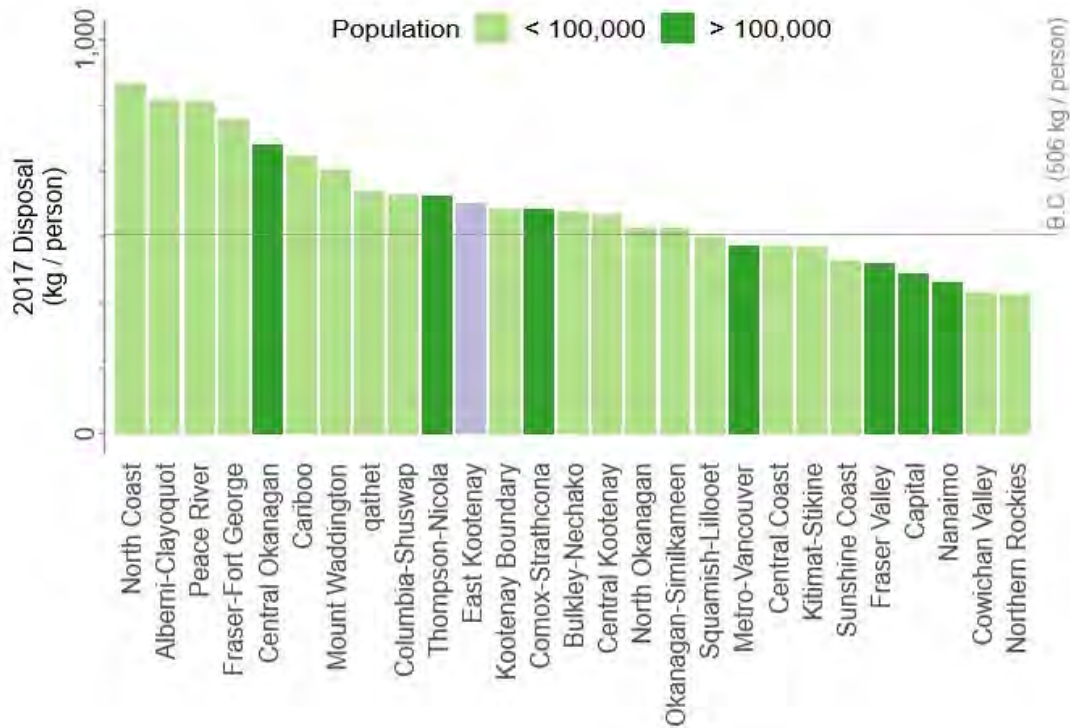


Figure 2-3: Waste disposal Rates in British Columbia

(<http://www.env.gov.bc.ca/soe/indicators/sustainability/municipal-solid-waste.html>)

2.5 Waste Composition

Based on available scale data and information from the Region’s transfer stations and landfills, it is estimated that approximately 55% of waste sent to landfill originates in the Central Subregion, 25% in the Columbia Valley Subregion and 20% in the Elk Valley Subregion. Of the overall waste disposed, it is estimated that 35% is made up of ICI waste, 30% is residential waste, 20% is sourced from rural transfer stations, and 15% is DLC.

A waste characterization study was completed for the region (by SHA) in July 2018 as part of this plan update. Figure 2-4 shows the overall waste composition for the RDEK. The results of the study indicated that the largest component of the waste stream is Compostable Organics (29%), followed by Plastics (14%), Paper and Paperboard (13%), Construction and Demolition (11%), Non-compostable Organics (8%), Textiles (5%), Household Hygiene (5%), Metals (4%), Glass (3%), Household Hazardous Waste (2%), Electronics (2%), Bulky Waste (2%) and Fines (2%).

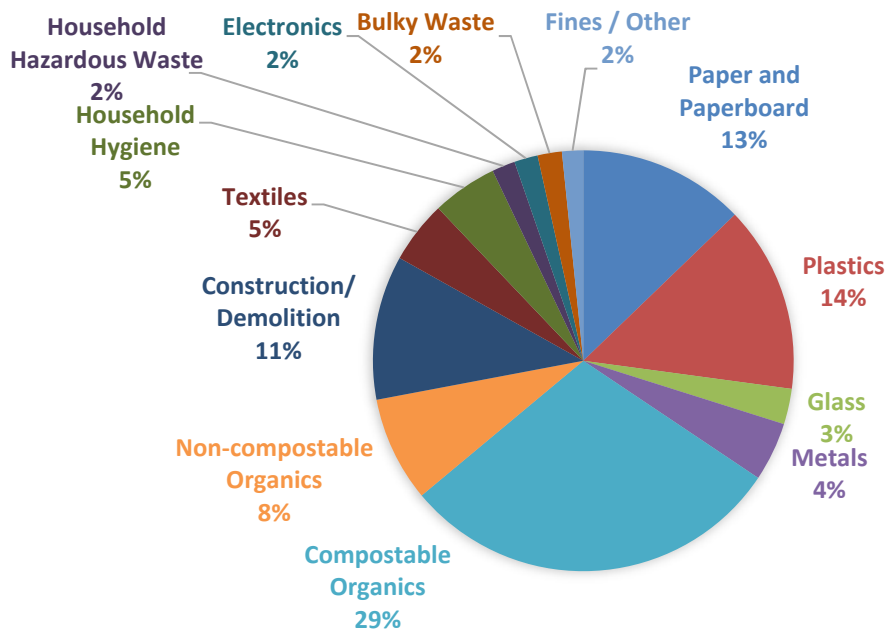


Figure 2-4: Overall Waste Composition in RDEK

A notable difference in the percentage of compostable organics was observed between the Elk Valley and the other two subregions: making up 20% of the waste stream for the Elk Valley, whereas in the Central and Columbia Valley subregions it was 31 and 33% respectively. This can be partially attributed to the low percentage of yard and garden waste observed in the Elk Valley waste stream (2% in the Elk Valley versus 11% and 10% for Central and Columbia Valley subregions, respectively). This is interesting to note as all of the transfer stations in the Elk Valley offer yard waste diversion opportunities.

Based on the samples sorted, the results show the amount of wood waste (clean and contaminated) in the MSW stream is three times greater at rural transfer stations than at urban transfer stations (16% compared to 5% sorted, respectively). This is possibly due to the opportunity to divert wood waste at most of the attended/urban transfer stations, and minimal opportunities to divert wood waste at rural transfer stations

3. ACTIONS AND STRATEGIES

A number of actions and strategies have been discussed throughout the planning process. The action items are divided into the following categories:

6. Strategies to reduce waste and increase recycling;
7. Strategies to divert organic waste from the landfill;
8. Strategies that enhance residual waste management services in the RDEK;
9. Policies and Bylaws that support SWMP action items;
10. Promotion and Education programs to support waste management initiatives.

Action items associated with the aforementioned categories are outlined in the following sections along with cost estimates for implementing each action item. The cost estimates do not include the cost of additional personnel; however, such requirements to implement the Plan’s actions are outlined in detail in the financial implications memorandum included in Schedule A and are summarized in Section 4. The cost estimates are based on best available cost information and are shown in 2019 dollar-values.

An implementation schedule for each of the action items is outlined in Table 3-1 and included as Schedule B.

In addition to financial costs, the strategies included in this plan also consider environmental and social costs and benefits. For example, increased diversion of material from the waste stream will extend the lifespan of regional landfills; this is a high priority as new landfills are increasingly hard to site (socially and environmentally). Additionally, the 2016 Landfill Criteria requires that the expansion of existing landfills outside of the current operating footprint requires the installation advanced environmental control systems – which come at considerable capital and operating costs.

It is estimated that products and packaging account for 37 to 44% of greenhouse gas emissions in the United States (Stolaroff 2009). Reducing waste generation and improving recycling programs and infrastructure can help reduce greenhouse gas emissions.

The results of the Waste and Recycling Services Survey indicate that residents in the RDEK are generally satisfied with the existing services provided, however, there is a desire to: have more recycling options at transfer stations, find ways to reduce waste sent to landfill, create composting solutions, and receive more education on solid waste services available.

The following strategies and actions have been developed to assist the RDEK in increasing diversion and recycling throughout the region, extend the life of local landfills, and reduce the overall waste disposal rate. As discussed at the beginning of this report, implementation of these strategies over the plan’s 10-year timeframe is expected to reduce the RDEK’s disposal rate from 585 kg/person in 2017 to: 480 kg/person/year by 2025, and 400 kg/person/year by 2030.

3.1 Waste Reduction and Recycling

The following section describes strategies and initiatives that can help promote and increase waste reduction and recycling in the RDEK.

Actions	Cost Estimate
<p>1. Encourage initiatives that support reuse and recycling in the community</p> <p>The RDEK will continue to encourage initiatives that support reuse and recycling in the community. For example: the RDEK can encourage events such as the</p>	

<p>Columbia Valley Maker Space Society’s Repair Café where attendees learn how to repair household items instead of throwing them away.</p>	<p>No New Cost</p>
<p>2. Encourage municipalities to develop policies and bylaws that promote waste reduction</p> <p>The RDEK will continue to encourage and support municipalities in developing policies and bylaws that promote waste reduction and prevent waste. This may include developing policies and enforcement mechanisms for bag limits at the curb or materials bans on organics, paper, plastic, etc. These policies should be updated as new diversion programs are introduced (such as future implementation of organic waste management facilities).</p>	<p>No New Cost</p>
<p>3. Expand EPR product recycling at major transfer stations</p> <p>The RDEK may look to expand the types of EPR product recycling offered at major transfer stations and expand the programs to smaller transfer stations where feasible. This will require the RDEK engaging with stewardship agencies to build relationships and establish agreements as well as capital investments in infrastructure upgrades as required.</p> <p>Additionally, the RDEK can lobby senior levels of government to expand EPR programs, such as expanding packaging and printed paper recycling for the ICI sector.</p>	<p>Capital Costs: \$ 50,000 to \$ 65,000 per site Annual Operating Costs: \$ 50,000/ site Annual Compensation (Revenue): \$ 15,000</p>
<p>4. Expand diversion opportunities for wood waste, yard waste, scrap metal etc.</p> <p>Currently, small rural transfer stations in the RDEK do not provide many opportunities for waste disposal and diversion beyond garbage and mixed recycling.</p> <p>The RDEK may look to expand diversion opportunities for materials such as wood waste, yard waste, scrap metal, and mattresses throughout the Region. The RDEK should explore opportunities to expand the services offered at the small transfer stations (by adding additional diversion areas and opportunities) in order to encourage waste diversion.</p>	<p>Capital Costs: \$ 140,000 to \$ 270,000 per site Operating Costs: \$ 53,000 to \$ 292,000 per site for staffing/supervision</p>
<p>5. Ensure consistent signage is used throughout the region to educate users on recycling</p> <p>The RDEK will ensure consistent signage is used at waste management facilities throughout the region, to educate users on recyclable/divertible materials as well</p>	<p>Project Cost: \$10,000</p>

<p>as waste types. The RDEK will work with member municipalities and the private sector to ensure consistency at between facilities (RDEK managed or other).</p>	
<p>6. Develop region-wide strategy for recycling access</p> <p>With the introduction of RecycleBC depots at staffed transfer stations in the RDEK, there may be some required changes to the regional recycling model. This means that the focus may shift from residents using the yellow-bin program to using centralized recycling depots (or possible curbside collection where applicable). It is recommended the RDEK complete a region-wide recycling study to determine the best strategy for providing access to mixed recycling throughout the RDEK. This should include a review of accessibility to current recycling depots, the feasibility of curbside recycling introduction, and considerations for the ICI sector.</p>	<p>Project Cost (Consultant Fees): \$ 35,000</p>
<p>7. Establish bylaw that mandates recycling programs in commercial sector</p> <p>The RDEK can enhance recycling in the commercial sector by establishing a bylaw that mandates all businesses generating recyclable materials have an in-house recycling program. This would mean generators would need to enlist a recycling service or self-haul their recyclables to the depot. This strategy could be considered if changes to the yellow-bin program are introduced in the commercial sector.</p>	<p>Project Cost: \$ 10,000</p>

DRAFT

3.2 Organics Diversion

In 2013, the province of B.C. set two targets for the year 2020: lower the municipal solid waste disposal rate to 350kg per person per year; and have 75% of BC’s population covered by organic waste disposal restrictions. Organic waste makes up the largest portion of the waste stream in the RDEK; overall, compostable organics make up nearly 30% of the total waste disposed by weight.

The following strategies can help the RDEK in reducing the amount of organic (and compostable) MSW sent to the landfill, which will in-turn reduce the landfill-related greenhouse gas emissions in the region, replenish topsoil, and assist the RDEK residents in reducing their waste disposal rate.

Actions	Cost Estimate
<p>1. Develop food-waste reduction education program</p> <p>The RDEK could develop a food-waste reduction education program. Love Food Hate Waste Canada estimates that 63% of food thrown away by Canadians could have been eaten. This results in approximately 140 kilograms of wasted food per household each year. Through their partnership with the BC Ministry of Environment and Climate Change Strategy (ENV), tools from Love Food Hate Waste Canada will be available to BC communities. Where possible, the RDEK should collaborate with member municipalities to incorporate the curriculum into existing education programs.</p>	<p>Project Cost: \$ 15,000 to develop materials</p> <p>Annual Costs: \$ 2,500 for workshops</p>
<p>2. Encourage community initiatives that focus on food waste reduction</p> <p>The RDEK will continue to encourage community initiatives that focus on food waste reduction; such as: community gardens, gleaning, xeriscaping etc. Another example of a community initiative is the Food Recovery Program in Kimberley which aims to reduce the amount of food sent to landfill by working with Save on Foods to make donated food available to community organizations, composting perishable items and exploring the possibility of diverting food to local farmers.</p>	<p>No New Cost</p>
<p>3. Continue to promote and provide education for at home food waste management</p> <p>The RDEK currently provides education programs related to backyard composting and sells back-yard composters at a low cost to residents. To encourage at-home food waste management and food waste diversion, the RDEK will continue to promote and provide composting-related education programs throughout the RDEK. The program should also include strategies to minimize wildlife interactions and suggestions for managing food waste at home in ways other than traditional composting (such as Bokashi composting and vermiculture).</p> <p><i>Additional opportunities for collaboration in education campaigns may be explored.</i></p>	<p>No New Cost for Education Program</p> <p>Composting “Blow Out” Sale: Neutral Costs</p>

<p>4. Explore feasibility of centralized or subregional compost facilities</p> <p>The RDEK will continue to review options to establish organic waste management capacity within the region. This may be through a centralized composting facility that serves the whole region, or through sub-regional initiatives.</p> <p>The RDEK is currently working on an application through the province’s Organics Infrastructure Program which, if successful, would provide funding support to establish organics management facilities in the Region. The current vision for the proposal is to establish three facilities located in Columbia Valley, Central, and Elk Valley subregions. If implemented, the composting facilities should be supported by disposal bans on organic waste in the commercial sector.</p> <p>Diverting organic waste (such as yard and garden waste, green waste and food waste) from the landfill will have a large impact in reducing the RDEK’s disposal rate and utilization of landfill airspace.</p>	<p>Capital Costs: \$150,000 to \$200,000 per site</p> <p>Annual Operating Costs: \$ 150,000 per site</p>
<p>5. Provide additional capacity for yard waste diversion in the RDEK</p> <p>Currently, yard and garden waste can be diverted at attended transfer stations and landfills in the RDEK. Some of the green waste is chipped and mixed with wood waste that is sent to the Skookumchuck Pulp mill’s cogeneration facility, whereas other organic waste is composted and used as a topsoil medium in landfill reclamation.</p> <p>The RDEK could increase the accessibility of yard waste diversion in the RDEK by offering additional yard waste and wood waste drop-offs throughout the region. New drop-offs can be located at existing RDEK transfer stations, or, the RDEK can explore the feasibility of offering specific yard-waste only drop-offs in communities that are not currently serviced by attended transfer stations (such as the District of Invermere and the Village of Radium).</p>	<p>Site Specific Capital and Operating Costs</p>
<p>6. Continue to divert wood waste from landfill and expand where possible</p> <p>The RDEK will continue to divert wood waste from the landfill either through existing burn permits or through cogeneration at the Skookumchuck Pulp mill. Other options for wood waste diversion that may be available would be to use chipped wood waste as a bulking agent in composting operations (if implemented) as a higher use on the hierarchy.</p>	<p>Operating Cost: \$25-\$35 per tonne</p>

3.3 Residual Waste Management

The residual waste management system in the RDEK consists of a large transfer station network and three landfills. Many of the transfer stations are small, unattended sites that offer limited diversion opportunities to users. Throughout the plan update process, public feedback has indicated that additional diversion services are desired by site users. This could include additional opportunities to divert organic (compostable) waste, scrap metal, and EPR materials. Providing additional diversion services to users would likely require some capital upgrades as well as the addition of an attendant to ensure the site operates safely and efficiently; the addition of a site attendant and controlled access would subsequently meet the requirements of a RecycleBC Depot, allowing the RDEK to receive financial support for providing recycling services.

Through site upgrades and providing additional diversion opportunities at small sites the RDEK can continue to strive to reduce their waste disposal rate.

Actions	Cost Estimate
<p>1. Complete Detailed Rural Transfer Station Optimization Study for Columbia Valley and Central Subregion</p> <p>The RDEK may complete a detailed rural transfer station optimization study for the Columbia Valley and Central Subregions. This could include identifying service gaps in rural regions, establishing criteria for travel distances between transfer stations and communities, considering seasonal or full-time staffing of sites, and prioritizing diversion services. Capital costs include consultant fees to complete the analysis and to host additional stakeholder meetings (as needed).</p>	<p>Project Cost: \$ 70,000 for Consultant Fees</p> <p>\$ 40,000 for consultation with stakeholders.</p>
<p>2. Consider Feasibility of Implementing Recommended Transfer Station Upgrades</p> <p>Following completion of the transfer station optimization study, the RDEK will consider the feasibility of upgrading rural transfer stations to provide increased level of service to all users.</p> <p>The capital and operating costs of this recommendation are not known at this point, however the detailed costs for transfer station capital and operating costs are outlined in the Technical Report on Transfer Stations & Residual Management. Due to the capital and operating costs associated with providing additional waste diversion services, the RDEK may consider cost-management strategies such as amalgamation of sites, or, reduced operating hours.</p>	<p>Capital Costs: \$ 140,000 to \$ 2,460,000 per site</p> <p>Annual Operating Costs: \$ 53,000 to \$ 292,000 per site</p>

3.4 Policies and Bylaws

The RDEK can support the implementation of the aforementioned strategies and initiatives through the development of solid waste management policies and bylaws. Examples of these include an illegal dumping prevention strategy and reviewing existing user-fee schedules.

Actions	Cost Estimate
<p>1. Review user-fee structure and update to encourage MSW diversion</p> <p>RDEK Landfills and attended transfer stations currently follow a user-fee schedule. Under this fee schedule, most residential and commercial wastes can be disposed at no charge, however, hard to manage wastes (such as asbestos or vehicle tires) are subject to a fee.</p> <p>The RDEK will continue to review and update the fee schedule to encourage proper waste management; this includes continuing to implement variable tipping-fees and encouraging source-separation of recyclable materials. The schedule should be updated as new diversion opportunities are added and implemented. The review and update should also consider the fee structure and how this relates to the seasonal population, to ensure that fees for waste management are fairly distributed throughout the region.</p> <p>The RDEK will strive to maintain compatibility and uniformity of user-fee structures between the three subregions for fairness and consistency.</p> <p>Implementation of broad-based user fees is not being contemplated at this time.</p>	<p>Project Cost: \$ 20,000 for Consultant Review if Required. May be able to complete some works in-house</p> <p>Follow-up Cost: \$ 10,000 for second review after 5 years</p>
<p>2. Develop region-wide illegal dumping prevention strategy</p> <p>The RDEK may establish a region-wide illegal dumping prevention strategy. Development of this strategy should include collaborating with interested stakeholders such as First Nations, naturalist groups, back-country user-groups, fish and game clubs etc.</p> <p>The RDEK will continue to support clean-up efforts by waiving user-fees. Other strategies may include identifying illegal dumping “hot spots” and completing targeted outreach campaigns.</p>	<p>Strategy Development: \$ 15,000</p> <p>Project Costs: \$ 20,000 per year to support clean-up efforts</p>

3.5 Promotion and Education

The RDEK will support MSW management initiatives through promotion and education (P&E). This is currently facilitated by the RDEK’s communication department with assistance from seasonal personnel (summer students). The RDEK will continue to provide education to all age groups (in schools and at public events) and continue to promote proper MSW management through different media outlets and mailing groups. The existing program can be enhanced by the following strategies:

Actions	Cost Estimate
<p>1. Increase promotion and education efforts for EPR programs</p> <p>The RDEK could increase promotion and education efforts for EPR programs to raise awareness of proper end-of life management for materials managed by these stewardship agencies, and, the locations of EPR drop-off’s available to RDEK residents. This can be done by updating and distributing the subregional recycling guides.</p>	<p>Project Costs: \$ 5,000 to update materials</p>
<p>2. Promote household hazardous waste drop-off in Cranbrook</p> <p>The RDEK has recently developed a year-round household hazardous waste drop-off at the Cranbrook transfer station. This facility will operate all year in place of the previous annual round-up events that were held once per year throughout the region. The RDEK has already begun increasing promotional efforts for this facility. This plan includes an additional allowance to prepare communication materials to promote the year-round disposal options for household hazardous waste. The operating costs for the facility have already been included in existing operating costs for the transfer station.</p>	<p>Communication & Outreach: \$ 5,000</p>
<p>3. Increase Promotion and education for organics diversion</p> <p>The RDEK can also increase promotion and education efforts for organic waste diversion. As discussed above, this includes continuing to promote and provide education on backyard composting as well as developing a food-waste reduction education programs.</p> <p>If and when centralized composting facilities are introduced in the RDEK, additional effort will be required to promote the new facilities and provide instructions to users throughout the region.</p>	<p>Project Costs: \$45,000 split over three years to develop and distribute materials, as well as advertising efforts.</p>

3.6 Monitoring and Measurement

As per the ENV Guidelines for Solid Waste Management Planning, it's recommended that the RDEK maintain a Plan Monitoring Advisory Committee (PMAC) with a mandate to monitor implementation, evaluate its effectiveness, and advise the RDEK regarding the SWMP's on-going implementation. On an annual basis, RDEK personnel would compile data and prepare an annual report to the Board that reflects the status of its implementation and progress toward waste reduction targets as well as determining greenhouse gas reductions.

In addition, it's recommended that RDEK continue to compile data annually on all of the residual disposal activities in the RDEK, including residual waste handled by the public sector and the private sector for reporting to the ENV on-line disposal calculator.

As per the ENV Guidelines for Solid Waste Management Planning, five years into the implementation of the Plan (in 2025), the RDEK should carry out a review of the plan's implementation and effectiveness. This review will include:

- Overview of all programs or actions undertaken in first five years to support the plan goals and targets, including status and implementation costs for each.
- Description and forecasted budget for programs or actions not yet started and status, including explanations for delays or cancellations of plan components.
- Five-year trend information for waste disposal per person.
- Five-year trend of greenhouse gases emitted and avoided, if available.
- Any significant changes that might impact the solid waste management system over the next five years.

The RDEK will repeat a waste composition study on the residual waste management stream to assess the success of waste diversion programs that have been implemented, prior to the SWMP update.

- **Project Cost: \$ 20,000 for Plan Effectiveness Review
\$ 40,000 for follow-up waste composition study**

4. FINANCE AND ADMINISTRATION

The financial implications of the proposed SWMP action items are summarized in Table 3-1, attached. Also shown, is the current revenue and expenditures as per the 2019-2023 RDEK Financial Plan. The budget for 2024-2029 has been estimated based on a 1.5% annual increase.

As shown, the RDEK's existing revenue (from tax requisition, payments, grants, fees and charges, and others) is approximately \$ 9,500,000 between 2020-2023. Planned annual expenditures are approximately \$ 8,500,000.

In total, the new proposed expenditures over the 10-year plan, including capital costs, are estimated to be \$ 13,236,000, with an average additional expenditure of \$ 1,323,650 per year. The majority of these expenditures are for estimated operating costs for the proposed composting facilities, as well as estimated operating costs for controlled/attended transfer stations. Capital costs of approximately \$ 3,600,000 are proposed for transfer station upgrades and \$ 600,000 for composting facility infrastructure.

Also included are staffing costs for the estimated additional effort to administer the strategies outlined in this plan. As shown in Table 3-1, the average additional annual staffing requirement is estimated to be 1 Full Time Equivalent (FTE) or \$90,000 per year.

Including existing expenditures and the proposed plan expenditures, the new operating costs are expected to range from \$ 8,487,000 to \$ 13,151,635 per year, with an average annual cost of \$ 10,289,000.

Funding to implement the actions identified in this plan is expected to continue to be provided by residents and businesses through municipal taxes and user-fees and charges. It is possible that the user-fee structure may be expanded throughout this plan, based on recommendations from the user-fee structure review and update.

5. PLAN IMPLEMENTATION

5.1 Implementation schedule

A timeframe for implementing each plan strategy and action is outlined in the budget table (Table 3-1) and is described in Schedule B.

5.2 Plan monitoring

The PMAC will monitor the implementation of the plan and make recommendations to increase its effectiveness. A description of the PMAC tasks and make up are included in the terms of reference which can be found in Schedule C.

5.3 Annual reporting

Reporting is important because it helps keep the plan current, and focuses attention on whether the plan is achieving its goals and targets.

The RDEK will provide annual reporting to the ministry of waste disposal information via the ministry's municipal solid waste disposal calculator.

In addition, the RDEK will prepare an annual report to the Board and provide links on the RDEK website to reports provided in relation to the plan. Topics that will be included in the report include:

- Programs delivered each year and how they support the waste management hierarchy, especially the first three Rs (reduce, reuse, recycle)
- Challenges or opportunities identified by the PMAC
- Monitoring data for closed sites
- Landfill gas capture and reuse

5.4 Five-year effectiveness review

The RDEK will carry out a review and report on the plan's implementation and effectiveness five years into the plan (in 2025). A link to the report will be provided on the RDEK's website. The review will include the following:

- Overview of all programs or actions undertaken in first five years to support the plan goals and targets, including status and implementation costs for each.
- Description and forecasted budget for programs or actions not yet started and status, including explanations for delays or cancellations of plan components.

- Five-year trend information for waste disposal per person.
- Five-year trend of greenhouse gases emitted and avoided, if available.
- Any significant changes that might impact the solid waste management system over the next five years.

The RDEK will repeat a waste composition study on the residual waste management stream to assess the success of waste diversion programs that have been implemented, prior to the next SWMP update (10 years).

5.5 Plan amendments

This plan represents the current understanding and approach to the solid waste management challenges being faced by the RDEK. The plan is a “living document” that may be amended to reflect new considerations, technologies and issues as they arise.

Due to changing circumstances and priorities that may evolve over time, and with the input of the PMAC and stakeholders, all major actions will be reviewed for appropriateness before implementation. This will generally occur on an annual basis. The plan’s implementation schedule will be flexible enough to reflect the availability of technologies that may arise over time, as well as the potential changes in regional issues and priorities. In addition, it will also take into account the financial priorities of the RDEK, its member municipalities and other partners, the availability of funding to undertake plan activities, and the availability of contractors and service providers.

The plan amendment procedure applies to major changes to the solid waste management system which would include:

- a) The opening (or changes to the location or status) of a site or facility:
 - That is included in this regional district’s solid waste management plan and requires an authorization under the EMA;
- b) or any other facility that could have an adverse impact to human health or the environment
- c) Waste import / export options which would significantly impact the regional district’s or neighbouring solid waste systems, or not conform to provincial legislation, goals and / or targets
- d) Changing disposal targets or reductions in programs supporting the first three Rs in the pollution prevention hierarchy
- e) A change in the boundary of the plan, which would significantly change the amount of solid waste to be managed under the plan or significantly change the population of the plan area
- f) The addition, deletion or revision of policies or strategies related to the conditions outlined in the minister’s approval letter
- g) Major financial changes that warrant seeking elector assent

When a plan amendment becomes necessary, the RDEK will review the related aspects to develop options and through a public consultation process as endorsed by the ENV personnel, to determine the specifics of each amendment. When sufficient consensus has been reached, the RDEK Board will endorse the amendment and submit an amended draft SWMP to the Minister of the ENV for approval, along with a detailed consultation report.

DRAFT

6. PLAN SCHEDULES

6.1 Schedule A: Planning Documents

Planning documents can be accessed at the following link: <https://engage.rdek.bc.ca/>

DRAFT

6.2 Schedule B: Implementation schedule

Proposed implementation dates will be contingent upon the timing of the plan’s approval by the ENV and the available RDEK resources. The schedule will also be reviewed during the RDEK’s annual budget cycle. The PMAC will provide input into any amendments to this schedule.

2020-2021	<p>Waste Reduction and Recycling</p> <ul style="list-style-type: none"> • Encourage initiatives that support reuse and recycling • Encourage municipalities to develop policies and bylaws that promote waste reduction <p>Promotion and Education</p> <ul style="list-style-type: none"> • Increase promotion and education for EPR programs • Promote new HHW Drop-off in Cranbrook
2021-2022	<p>Waste Reduction and Recycling</p> <ul style="list-style-type: none"> • Complete Region-wide strategy for recycling access <p>Organics Diversion</p> <ul style="list-style-type: none"> • Develop food waste reduction education program • Explore feasibility of Centralized Compost Facility
2022-2023	<p>Policies and Bylaws</p> <ul style="list-style-type: none"> • Establish Bylaw to mandate recycling programs in the commercial sector <p>Promotion and Education</p> <ul style="list-style-type: none"> • Increase promotion and education for Organics Diversion
2023-2024	<p>Waste Reduction and Recycling</p> <ul style="list-style-type: none"> • Expand EPR recycling at major transfer stations • Ensure consistent signage is used throughout the region to educate users on recycling <p>Residual Waste Management</p> <ul style="list-style-type: none"> • Complete Detailed Rural Transfer Station Optimization Study • Public and Stakeholder Consultation <p>Policies and Bylaws</p> <ul style="list-style-type: none"> • Develop Region-wide illegal dumping prevention strategy
2024-2025	<p>Waste Reduction and Recycling</p> <ul style="list-style-type: none"> • Expand Diversion Opportunities for wood waste, yard waste and scrap metal <p>Residual Waste Management</p> <ul style="list-style-type: none"> • Consider feasibility of upgrading rural transfer station network, as per recommendations of optimization study <p>Policies and Bylaws</p> <ul style="list-style-type: none"> • Review user-fee structure and update to encourage waste diversion

6.3 Schedule C: PMAC terms of reference

6.3.1 Purpose

6.3.1.1

The Plan Monitoring Advisory Committee ("the PMAC") is an advisory committee of the Regional District of East Kootenay ("the RDEK"). The establishment of the PMAC is required by the BC Ministry of Environment in accordance with Section 35 of the Guide to the Preparation of Regional Solid Waste Management Plans by Regional Districts, 1994 ("the Guidelines").

6.3.1.2

The Plan Monitoring Advisory Committee ("the PMAC") is an advisory committee of the Regional District of East Kootenay ("the RDEK"). The establishment of the PMAC is required by the BC Ministry of Environment in accordance with Section 35 of the Guide to the Preparation of Regional Solid Waste Management Plans by Regional Districts, 1994 ("the Guidelines").

6.3.2 Mandate

6.3.2.1

The mandate of the PMAC is to:

- (a) Review the current status of the Plan initiatives based on reports and presentations provided by RDEK staff.
- (b) Review all information presented related to implementation of the Plan, including waste quantities, populations, diversion rates and costs for each Plan component.
- (c) Recommend strategies to increase diversion rates taking into consideration cost effectiveness.
- (d) Act in an advisory role during each major review of the Plan which should occur every five years.
- (e) Recommend to the Board concerning public consultation and amendments to the Plan.
- (f) Annually review of the following components of the Plan and recommend updates if necessary:
 - materials banned from disposal
 - tipping/user fee schedule
 - effectiveness of educational and promotional efforts
 - availability of Provincial grants to assist in funding components of the Plan
 - five-year financial plan with respect to implementation of the Plan

- effectiveness of user pay systems at the collection and disposal levels

This review will be documented in an annual report which will be reviewed by the PMAC and then submitted to the Board. The review will then be submitted to the appropriate Ministry of Environment offices for information.

- (g) Review operational or closure plans of waste management facilities.
- (h) Participate in and ensure adequate public consultation on matters affecting the public, such as landfill closures, siting of facilities, amendments to the Plan, etc.

6.3.2.2

The PMAC may form sub-committees or request the assistance of appropriate persons to assist with fulfilling their mandate.

6.3.2.3

The PMAC may receive and consider in their recommendations, correspondence that pertains to the issues being reviewed at that time. Correspondence not pertaining to the PMAC Terms of Reference will be forwarded to the RDEK for response.

6.3.3 Membership

6.3.3.1

In accordance with the Guidelines, the PMAC membership should, if possible, reflect:

- the geography, demography and political organization of the RDEK;
- a balance between technical and non-technical interests;
- rural and urban municipal waste management issues;
- industrial, residential and academic representation;
- First Nations participation in the Plan; and
- the subregional components of the Plan.

6.3.3.2

Membership will consist of:

- a minimum of one (1) representative from each subregion;
- one (1) representative of the Ktunaxa Nation;
- one (1) representative of the Shuswap First Nation;
- a maximum total of nine (9) members.

RDEK staff will serve the PMAC in a resource and advisory capacity.

6.3.4 Selection of Members

6.3.4.1

An open call for members to serve on the PMAC will be advertised throughout the RDEK through one or more newspapers circulating in the region and by placement of the notice on the RDEK website and public bulletin boards at RDEK offices. The final selection of members will be made by the Board at a regularly constituted Board meeting.

6.3.4.2

Applicants for PMAC membership will be considered on the basis of the following criteria:

- ability to commit time;
- general knowledge of solid waste issues;
- interests (i.e. not weighted to any one issue);
- diversity and balance of interests.

6.3.4.3

Persons providing solid waste services to the RDEK or persons employed by or otherwise involved with organizations or companies providing solid waste services to the RDEK are not eligible to serve as members of the PMAC.

6.3.5 Membership Vacancy

6.3.5.1

Should there be a membership vacancy on the PMAC, the RDEK will endeavour to fill such a vacancy within 90 days from the time such vacancy occurred.

6.3.5.2

To fill a vacancy on the PMAC, an advertisement will be placed in a newspaper circulating in the region or in the appropriate subregion and on the RDEK website and public bulletin boards at RDEK offices. The final selection of a person to fill a vacancy will be made by the Board at a regularly constituted Board meeting.

6.3.5.3

In the event of a membership vacancy, the PMAC may continue with fulfilling their mandate despite such vacancy.

6.3.6 Term of Membership

6.3.6.1

The PMAC shall remain in existence for the duration of the Plan. Members will not be assigned a specific term and may resign at any time upon submission of a written resignation to the Board. The Board may, at any time and at its discretion, revoke the membership of any member.

6.3.7 Meetings

6.3.7.1 Open Meetings and Public Notification

In accordance with RDEK Procedure Bylaw No. 2020, except where provisions of the *Local Government Act* and *Community Charter* apply, all meetings of the PMAC must be open to the public. Public notification of the meetings shall be by posting on the RDEK website and the public bulletin boards located at RDEK offices and by publication in the monthly Board newsletter.

6.3.7.2 Chair and Vice Chair

- a) At its first meeting each year, the PMAC shall appoint a Chair and a Vice Chair from among its members.
- b) The Chair, and in that person's absence, the Vice Chair shall call and preside over meetings;
ensure that proper meeting procedure is followed and order is maintained;
 - (iii) ensure active participation by all members, prevent individual members from dominating the debate, ensure that discussion and debate focus on the matter at hand, and require respect and courtesy;
 - (iv) maintain decorum and civility which includes not tolerating abusive speech, foul language, nor vocal expressions of approval or disapproval from members or any other persons in attendance at meetings;
 - (v) review agendas and minutes provided by RDEK staff and lead the preparation of reports and presentations to the Board; and
 - (vi) review the mandate of the PMAC and ensure the work plan is realistic and current.

6.3.7.3 Frequency and Location

The PMAC will meet once per year, with additional meetings being at the call of the Chair or as recommended by RDEK staff. Generally, meetings will be held at the RDEK office in Cranbrook; however, the location may be changed at the call of the Chair.

6.3.7.4 Remote Participation

Members unable to attend a meeting may participate by telephone or other electronic means provided such means is available and in working order at the meeting location. The lack of remote access to a meeting does not constitute a reason to adjourn the meeting. The Chair or Vice Chair must be physically present at the meeting.

6.3.7.5 Voting

Meetings of the PMAC will be conducted on a semi-formal basis in a manner determined by the Chair. Agreement among the PMAC members shall be sought whenever an agenda item is advanced as a specific recommendation to the Board.

In general, the PMAC will attempt to operate on a consensus basis. The Chair will have discretion in determining when a consensus has been reached. Consensus will be formally recorded in the minutes of the meeting. If consensus cannot be reached, the recommendation by a simple majority of the PMAC members in attendance at the meeting shall be forwarded to the Board.

6.3.7.6 Quorum

Quorum is defined as sixty percent (60%) of voting members. The PMAC may hold a meeting to discuss matters without a quorum being present; however, to make a decision on any matter, including advancing a recommendation to the Board, requires such a quorum to be present.

6.3.7.7 Agenda and Minutes

RDEK staff shall prepare a formal agenda for each meeting of the PMAC. At least one week in advance of the meeting, the agenda shall be circulated to members and posted on the RDEK website.

The Recording Secretary, provided by the RDEK, shall record minutes of all meetings of the PMAC. Minutes must be approved and signed by the Chair. A copy of the approved minutes shall be provided to the Board for information and posted on the RDEK website.

6.3.7.8 Delegations

The PMAC may only receive delegations to present information on matters within the mandate of the PMAC.

Any person, persons or organizations wishing to appear as a delegation at a meeting must submit a written request to the Environmental Services Manager. The request shall be reviewed with the Chair who shall make the decision on whether or not to accept the delegation.

6.3.7.9 Recommendations to the Board

Recommendations from the PMAC shall be submitted by the Environmental Services Manager to the Board in written form and shall be considered by the Board at their next regular meeting or, if deemed appropriate, at a subsequent meeting.

The PMAC shall be advised of the Board's decisions related to their recommendations.

6.3.7.10 Remuneration and Expenses

Members of the PMAC shall serve without remuneration; however, members are eligible to claim expenses for use of a personal vehicle to travel to meetings of the PMAC and to attend to other business of the PMAC and for meals where such meals are not otherwise provided. The kilometer rate for use of a personal vehicle and the meal rates to be paid shall be as set by Board policy for Directors of the Board.

6.3.8 Conflict of Interest

6.3.8.1

If a member attending a meeting considers that he or she is not entitled to participate in the discussion of a matter, or to vote on a question in respect of a matter, because the member has a direct or indirect financial interest in the matter, or another interest in the matter that constitutes a conflict of interest, the member must declare this and state in general terms the reason why the members considers this to be the case. The member's declaration or statement, the reasons given for it, and the time of their departure from and return to the meeting room, shall be recorded in the minutes.

6.3.8.2

After making a declaration under Section 7.1, the member must not:

- remain or attend at any part of a meeting during which the matter with which they have a conflict is under consideration,
- participate in any discussion of the matter,
- vote on a question in respect of the matter, or
- attempt in any way to influence the voting on any question in respect of the matter.

6.3.8.3

A member must not, directly or indirectly, accept a fee, gift or personal benefit that is connected with the member's performance of the duties of their position as a member of the PMAC.

6.3.8.4

A member must not use information or a record that was obtained in the performance of the duties of their position as a member of the PMAC, and is not available to the general public, for the purpose of gaining or furthering a direct or indirect financial interest.

6.3.8.5

A member who contravenes the conflict of interest provisions shall be removed from the PMAC, unless the contravention was done inadvertently or because of an error in judgment made in good faith.

6.3.9 Duty to Respect Confidentiality

6.3.9.1

A member or former member of the PMAC must, unless specifically authorized otherwise by the PMAC,

- keep in confidence any record pertaining to the PMAC's work and held in confidence by the PMAC or the RDEK, until the record is released to the public as lawfully authorized or required, and
- keep in confidence information considered in any part of a meeting of the PMAC that was lawfully closed to the public, until the PMAC discusses the information at a meeting that is open to the public or releases the information to the public.

6.3.9.2

A member who contravenes Section 8.1 shall be removed from the PMAC, unless the contravention was inadvertent.

ADOPTED BY THE RDEK BOARD.

DRAFT

6.4 Schedule D: Plan dispute resolution procedures

The parties will make all reasonable efforts to attempt to resolve the dispute in an amicable manner without outside intervention. The ENV does not become involved in resolving or making a decision in a dispute.

This dispute resolution procedure may apply to the following types of conflicts:

- ♦ Administrative decisions made by RDEK personnel
- ♦ Interpretation of a statement, bylaw, policy or provision in the plan
- ♦ The manner in which the plan or an OC is implemented
- ♦ Any other matter not related to a proposed change to the wording of the plan or an OC

Collaborative Decision Making and Dispute Resolution

Negotiation	<ul style="list-style-type: none"> ♦ Parties involved in the dispute make all efforts to resolve the dispute on their own. ♦ Parties may make use of a facilitator
PMAC (if appropriate)	<ul style="list-style-type: none"> ♦ Parties involved in the dispute will have opportunity to speak to the PMAC ♦ Committee will review, consider and provide recommendations to the RDEK Board
RDEK Board of Directors	<ul style="list-style-type: none"> ♦ Parties involved in the dispute will have an opportunity to speak to the Board through a Committee of the Whole likely in-camera. ♦ Board will receive recommendations from the Committee and settle the dispute; or, recommend mediation
Mediation	<ul style="list-style-type: none"> ♦ Parties involved in the dispute agree on a mediator. If the parties cannot agree on a mediator, the matter shall be referred to the BC Mediation Roster Society or equivalent roster organization for selection of a mediator ♦ All efforts will be made to reach an agreement through mediation ♦ Costs for mediation are shared by the parties in dispute
Independent Arbitrator	<ul style="list-style-type: none"> ♦ If the dispute cannot be resolved by a mediator, the matter will be referred to arbitration and the dispute will be arbitrated in accordance with the <i>Local Government Act</i> or <i>BC Commercial Arbitration Act</i> ♦ The arbitrator shall make a final, binding decision ♦ Costs for arbitration shall be apportioned at the discretion of the arbitrator

REFERENCES:

Stolaroff, J. 2009. Products, Packaging and US Greenhouse Gas Emissions. Product Policy Institute.

DRAFT

Table 2-3: Waste Management Facilities in the RDEK

Facility Name / Location	Facility Type	Historic Landfill	Location / Address
Brisco	Rural Transfer Station		2044 Hwy 95, Brisco BC
Radium-Edgewater	Rural Transfer Station		6001 Edgewater South Approach Rd, Edgewater BC
Fairmont	Rural Transfer Station	Y	4651 Hwy 93/95, Fairmont BC
Canal Flats	Rural Transfer Station + Marshalling Area	Y	306 Green Road, Canal Flats
Windemere Landfill	Landfill		1884 Windemere Loop Road, Windemere BC
Sheep Creek	Rural Transfer Station	Y	4300 Sheep Creek Rd
Wasa	Rural Transfer Station + Marshalling Area	Y	7310 Prairie Rd, Wasa BC
Fort Steele	Rural Transfer Station	Y	9351 Holmes Rd, Fort Steele BC
Kimberley	Attended Transfer Station	Y	800 Jim Ogilvie Way, Kimberley BC
Cranbrook	Attended Transfer Station	N	2405 22nd St N, Cranbrook BC
Green Bay	Rural Transfer Station	Y	7625 Green Bay Dump Rd, Moyie BC
Moyie	Rural Transfer Station	Y	9900 Sunrise Rd, Moyie BC
Wardner	Rural Transfer Station	Y	6294 Wardner-Kikomun Rd, Wardner BC
Tie Lake	Rural Transfer Station + Marshalling Area		6820 Old Tie Lake Rd, Tie Lake BC
Baynes Lake	Rural Transfer Station		3810 Baynes Lake Dump Rd, Baynes Lake BC
Elko	Rural Transfer Station	Y	5120 Caven Rd, Elko BC
Grasmere	Rural Transfer Station		2101 Hwy #93, Grasmere
Newgate	Rural Transfer Station		3700 Kikomun-Newgate Rd, Newgate BC
Elkford	Attended Transfer Station		# 6 Inkaneep Road, Elkford BC
Sparwood	Attended Transfer Station	Y	1001 Highway 3, Sparwood BC
Fernie	Attended Transfer Station	Y	6000 Highway 3, Fernie BC
Central Subregion Landfill	Landfill		600 Eager Hill Rd, Fort Steele BC
Sparwood Landfill	Landfill		1001 Highway 3, Sparwood BC
Cranbrook Landfill	Closed Landfill		Highway 95A, Cranbrook BC
Fernie Landfill	Closed Landfill		Coal Creek Rd, Fernie BC
Kimberley Landfill	Inactive	Y	Fertilizer Road, Kimberley BC
South Sky Recycling Ltd.	Materials Recovery Facility	N	1100 Industrial Road 3, Cranbrook BC

Table 3-1: Estimated NEW Solid Waste Management Expenditures for the RDEK

Existing Revenue (Financial Plan)		2020 (Budget)	2021 (Budget)	2022 (Budget)	2023 (Budget)	2024 (Estimate 1.5% Increase)	2025 (Estimate 1.5% Increase)	2026 (Estimate 1.5% Increase)	2027 (Estimate 1.5% Increase)	2028 (Estimate 1.5% Increase)	2029 (Estimate 1.5% Increase)
Revenue											
Requisition		\$ 7,687,450	\$ 7,804,310	\$ 7,833,134	\$ 7,979,511	\$ 8,099,204	\$ 8,220,692	\$ 8,344,002	\$ 8,469,162	\$ 8,596,200	\$ 8,725,143
Payments in Lieu of Taxes		\$ 1,000	\$ 1,000	\$ 1,000	\$ 1,000	\$ 1,015	\$ 1,030	\$ 1,046	\$ 1,061	\$ 1,077	\$ 1,093
Provincial Grants		\$ -	\$ -	\$ -	\$ -	\$ -	\$ -	\$ -	\$ -	\$ -	\$ -
Local Government Grants and Regional Transfers		\$ 74,000	\$ 74,000	\$ 74,000	\$ 74,000	\$ 75,110	\$ 76,237	\$ 77,380	\$ 78,541	\$ 79,719	\$ 80,915
Fees and Charges		\$ 1,041,000	\$ 1,041,000	\$ 1,049,000	\$ 1,049,000	\$ 1,064,735	\$ 1,080,706	\$ 1,096,917	\$ 1,113,370	\$ 1,130,071	\$ 1,147,022
Interest		\$ 10,000	\$ 10,000	\$ 10,000	\$ 10,000	\$ 10,150	\$ 10,302	\$ 10,457	\$ 10,614	\$ 10,773	\$ 10,934
Prior Period Surplus		\$ 580,000	\$ 580,000	\$ 580,000	\$ 580,000	\$ 588,700	\$ 597,531	\$ 606,493	\$ 615,591	\$ 624,825	\$ 634,197
Total Revenue		\$ 9,393,450	\$ 9,510,310	\$ 9,547,134	\$ 9,693,511	\$ 9,838,914	\$ 9,986,497	\$ 10,136,295	\$ 10,288,339	\$ 10,442,664	\$ 10,599,304
Existing Expenditures											
Expenditure											
Legislative		\$ 2,600	\$ 2,600	\$ 2,600	\$ 2,600	\$ 2,639	\$ 2,679	\$ 2,719	\$ 2,760	\$ 2,801	\$ 2,843
Salaries and Benefits		\$ 528,750	\$ 541,971	\$ 555,439	\$ 569,334	\$ 577,874	\$ 586,542	\$ 595,340	\$ 604,270	\$ 613,334	\$ 622,534
Administration & Overhead		\$ 175,672	\$ 176,872	\$ 178,122	\$ 179,272	\$ 181,961	\$ 184,690	\$ 187,461	\$ 190,273	\$ 193,127	\$ 196,024
Operations & Maintenance		\$ 6,471,470	\$ 6,570,909	\$ 6,573,808	\$ 6,703,348	\$ 6,803,898	\$ 6,905,957	\$ 7,009,546	\$ 7,114,689	\$ 7,221,410	\$ 7,329,731
Vehicle and Hauling		\$ 987,500	\$ 987,500	\$ 997,500	\$ 997,500	\$ 1,012,463	\$ 1,027,649	\$ 1,043,064	\$ 1,058,710	\$ 1,074,591	\$ 1,090,710
Consulting & Professional Services		\$ 52,500	\$ 52,500	\$ 58,500	\$ 58,500	\$ 59,378	\$ 60,268	\$ 61,172	\$ 62,090	\$ 63,021	\$ 63,966
Grants		\$ 50,000	\$ 50,000	\$ 50,000	\$ 50,000	\$ 50,750	\$ 51,511	\$ 52,284	\$ 53,068	\$ 53,864	\$ 54,672
Telephone & Utilities		\$ 47,556	\$ 48,850	\$ 50,300	\$ 50,300	\$ 51,055	\$ 51,820	\$ 52,598	\$ 53,387	\$ 54,187	\$ 55,000
Interest		\$ 61,000	\$ 61,000	\$ 61,000	\$ 61,000	\$ 61,915	\$ 62,844	\$ 63,786	\$ 64,743	\$ 65,714	\$ 66,700
Shared Overhead		\$ 68,344	\$ 70,050	\$ 71,807	\$ 73,599	\$ 74,703	\$ 75,824	\$ 76,961	\$ 78,115	\$ 79,287	\$ 80,476
Total Existing Expenditures		\$ 8,445,392	\$ 8,562,252	\$ 8,599,076	\$ 8,745,453	\$ 8,876,635	\$ 9,009,784	\$ 9,144,931	\$ 9,282,105	\$ 9,421,337	\$ 9,562,657
Proposed Plan Expenditures		2020	2021	2022	2023	2024	2025	2026	2027	2028	2029
1.0 Waste Reduction & Recycling											
1.1	Encourage initiatives that support reuse and recycling in the community	\$ -	\$ -	\$ -	\$ -	\$ -	\$ -	\$ -	\$ -	\$ -	\$ -
1.2	Encourage municipalities to develop policies and bylaws that promote waste reduction	\$ -	\$ -	\$ -	\$ -	\$ -	\$ -	\$ -	\$ -	\$ -	\$ -
1.3	Expand EPR Product Recycling at major transfer stations				Site Specific	Site Specific	Site Specific	Site Specific	Site Specific	Site Specific	Site Specific
1.4	Expand diversion opportunities for wood waste, yard waste, scrap metal etc.					Item 3.3 & 3.4	Item 3.3 & 3.4	Item 3.3 & 3.4	Item 3.3 & 3.4	Item 3.3 & 3.4	Item 3.3 & 3.4
1.5	Ensure consistent signage is used throughout the region to educate users on recycling				\$ 10,000	\$ -	\$ -	\$ 2,500	\$ -	\$ -	\$ -
1.6	Complete region-wide strategy for recycling access		\$ 35,000								
1.7	Establish Bylaw that Mandates Recycling Programs in Commercial Sector			\$ 10,000	\$ -	\$ -	\$ -	\$ -	\$ -	\$ -	\$ -
1.8	New Staffing Requirements (FTE)				0.50	0.50	0.50	0.50	0.50	0.50	0.50
2.0 Organics Diversion											
2.1	Develop food-waste reduction education program		\$ 15,000	\$ 2,500	\$ 2,500	\$ 2,500	\$ 2,500	\$ 2,500	\$ 2,500	\$ 2,500	\$ 2,500
2.2	Encourage community initiatives that focus on food waste reduction	\$ -	\$ -	\$ -	\$ -	\$ -	\$ -	\$ -	\$ -	\$ -	\$ -
2.3	Continue to promote and provide education for at-home food waste management	\$ 9,000	\$ -	\$ -	\$ -	\$ -	\$ -	\$ -	\$ -	\$ -	\$ -
2.4	Explore feasibility of Centralized Compost Facility		\$ 600,000	\$ 450,000	\$ 450,000	\$ 450,000	\$ 450,000	\$ 450,000	\$ 450,000	\$ 450,000	\$ 450,000
2.5	Provide additional capacity for yard waste diversion in the RDEK					Item 3.3 & 3.4	Item 3.3 & 3.4	Item 3.3 & 3.4	Item 3.3 & 3.4	Item 3.3 & 3.4	Item 3.3 & 3.4
2.6	Continue to Divert Wood Waste From Landfill and expand where possible	\$ -	\$ -	\$ -	\$ -	Item 3.3 & 3.4	Item 3.3 & 3.4	Item 3.3 & 3.4	Item 3.3 & 3.4	Item 3.3 & 3.4	Item 3.3 & 3.4
2.7	New Staffing Requirements (FTE)		0.25	0.25	0.25	0.25	0.25	0.25	0.25	0.25	0.25
3.0 Residual Waste Management											
3.1	Complete Detailed Rural Transfer Station Optimization Study for CV and CEN				\$ 70,000						
	Public & Stakeholder Consultation				\$ 20,000	\$ 20,000					
3.2	Consider Feasibility of Implementing Recommendations of 3.1					Unknown	Unknown	Unknown	Unknown	Unknown	Unknown
3.3	Columbia Valley Costs (Contemplated Examples Only)					\$ 2,640,000	\$ 300,000	\$ 300,000	\$ 300,000	\$ 300,000	\$ 300,000
3.4	Central Subregion Costs (Contemplated Examples Only)					\$ 1,000,000	\$ 500,000	\$ 500,000	\$ 500,000	\$ 500,000	\$ 500,000
3.5	New Staffing Requirements (FTE)										
4.0 Policies & Bylaws											
4.1	Review user-fee structure and update to encourage waste diversion					\$ 20,000					\$ 10,000
4.2	Develop region-wide illegal dumping prevention strategy & allocate clean-up funds				\$ 15,000	\$ 20,000	\$ 20,000	\$ 20,000	\$ 20,000	\$ 20,000	\$ 20,000
4.3	New Staffing Requirements (FTE)				0.25	0.25	0.25	0.25	0.25	0.25	0.25
5.0 Promotion and Education											
5.1	Increase P&E for EPR Programs	\$ 5,000	\$ -	\$ -	\$ -	\$ -	\$ 5,000	\$ -	\$ -	\$ -	\$ -
5.2	Increase P&E for Organics Diversion			\$ 25,000	\$ 10,000	\$ 10,000	\$ -	\$ -	\$ -	\$ -	\$ -
5.3	Promote HHW Drop-off in Cranbrook	\$ 5,000	\$ -	\$ -	\$ -	\$ -	\$ -	\$ -	\$ -	\$ -	\$ -
5.4	New Staffing Requirements (FTE)	0.25	0.25	0.25	0.25	0.25	0.25	0.25	0.25	0.25	0.25
6.0 Plan Monitoring and Measurement											
6.1	Establish Plan Monitoring Advisory Committee	\$ -	\$ -	\$ -	\$ -	\$ -	\$ -	\$ -	\$ -	\$ -	\$ -
6.2	Report annually to the BC Disposal Calculator	\$ -	\$ -	\$ -	\$ -	\$ -	\$ -	\$ -	\$ -	\$ -	\$ -
6.3	Five-Year Plan Effectiveness Review						\$ 20,000				
6.4	Waste Composition Study Follow-up										\$ 40,000
6.5	New Staffing Requirements (FTE)										
STAFFING IMPLICATIONS											
	Total FTE Required	0.25	0.50	0.50	1.25	1.25	1.25	1.25	1.25	1.25	1.25
	Annual Cost at \$90,000 per FTE	\$ 22,500	\$ 45,000	\$ 45,000	\$ 112,500	\$ 112,500	\$ 112,500	\$ 112,500	\$ 112,500	\$ 112,500	\$ 112,500
FINANCIAL IMPLICATIONS OF ALL											
	Total New Costs for Waste Reduction & Recycling	\$ -	\$ 35,000	\$ 10,000	\$ 10,000	\$ -	\$ -	\$ 2,500	\$ -	\$ -	\$ -
	Total New Costs for Organics Diversion	\$ 9,000	\$ 615,000	\$ 452,500	\$ 452,500	\$ 452,500	\$ 452,500	\$ 452,500	\$ 452,500	\$ 452,500	\$ 452,500
	Total New Costs for Residual Waste Management	\$ -	\$ -	\$ -	\$ 90,000	\$ 3,660,000	\$ 800,000	\$ 800,000	\$ 800,000	\$ 800,000	\$ 800,000
	Total New Costs for Policies & Bylaws	\$ -	\$ -	\$ -	\$ 15,000	\$ 40,000	\$ 20,000	\$ 20,000	\$ 20,000	\$ 20,000	\$ 30,000
	Total New Costs for Promotion and Education	\$ 10,000	\$ -	\$ 25,000	\$ 10,000	\$ 10,000	\$ 5,000	\$ -	\$ -	\$ -	\$ -
	Total New Costs for Plan Monitoring and Measurement	\$ -	\$ -	\$ -	\$ -	\$ -	\$ 20,000	\$ -	\$ -	\$ -	\$ 40,000
	New Staffing Costs	\$ 22,500	\$ 45,000	\$ 45,000	\$ 112,500	\$ 112,500	\$ 112,500	\$ 112,500	\$ 112,500	\$ 112,500	\$ 112,500
	Total New Expenditures including Staffing (Annual Expenditure):	\$ 41,500	\$ 695,000	\$ 532,500	\$ 690,000	\$ 4,275,000	\$ 1,410,000	\$ 1,387,500	\$ 1,385,000	\$ 1,385,000	\$ 1,435,000
	Average Annual Expenditure:										\$ 1,323,650
	Total 10 year Expenditure:										\$ 13,236,500
	Total New and Existing Expenditures	\$ 8,486,892	\$ 9,257,252	\$ 9,131,576	\$ 9,435,453	\$ 13,151,635	\$ 10,419,784	\$ 10,532,431	\$ 10,667,105	\$ 10,806,337	\$ 10,997,657

Board Cheque Register

From 5/1/2019 To 5/31/2019

Cheque Number	Vendor Name	Amount
61736	BLIXITT INC	\$1,220.40
61737	CANADIAN TIRE - # 395	\$257.49
61738	CANADIAN TIRE #635	\$22.39
61739	CANADIAN TIRE #658	\$1,708.48
61740	MAUREEN COULOMBE	\$31.50
61741	CRANBROOK MINOR HOCKEY ASSOCIATION	\$1,375.00
61742	DEVTEL COMMUNICATIONS	\$104.66
61743	EARTHRITE INDUSTRIES LTD.	\$107,064.30
61744	GOLDIGGER EXCAVATING	\$4,147.50
61745	LEN HUNT	\$26.00
61746	INVERMERE HARDWARE	\$616.15
61747	DIANA JONES	\$141.52
61748	MEDICAL SERVICES PLAN OF B.C.	\$3,375.00
61749	STEVE MINUK	\$20.00
61750	JOSH PEDERSEN	\$20.00
61751	QUICKSCRIBE SERVICES LTD.	\$46.20
61752	RFS CANADA	\$954.50
61753	SPICERS CANADA ULC	\$328.63
61754	TELUS COMMUNICATIONS	\$5,713.44
61755	TOWN & COUNTRY FEED & SUPPLY	\$165.59
61756	TUNDRA STEEL PRODUCTS LTD.	\$329.85
61757	WILDSIGHT - GOLDEN	\$4,000.00
EFT011984	A BALANCED PRACTISE	\$700.01
EFT011985	A.C.E. COURIER SERVICE	\$37.51
EFT011986	AIR LIQUIDE CANADA INC	\$283.31
EFT011987	ALS CANADA LTD	\$492.46
EFT011988	ANYWEAR GARMENT COMPANY	\$117.60
EFT011989	DOUG BARRACLOUGH	\$50.00
EFT011990	JENNIFER BARTSCH	\$220.00

Board Cheque Register

From 5/1/2019 To 5/31/2019

Cheque Number	Vendor Name	Amount
EFT011991	BC MUNICIPAL SAFETY ASSOCIATION	\$105.00
EFT011992	BENEFITS BY DESIGN INC.	\$9,891.27
EFT011993	BINKY S AUTO CLEAN	\$315.00
EFT011994	B & L Security Patrol Ltd	\$99.75
EFT011995	DAVE BOREEN	\$32.66
EFT011996	SANFORD BROWN	\$29.16
EFT011997	CARO ANALYTICAL SERVICES	\$132.07
EFT011998	CLEARTECH INDUSTRIES INC.	\$4,850.86
EFT011999	COLUMBIA BASIN BROADBAND CORP	\$1,344.00
EFT012000	COLUMBIA VALLEY SEWER & DRAIN LTD	\$708.75
EFT012001	COLUMBIA VALLEY FREIGHT	\$400.31
EFT012002	CRANBROOK WATER CONDITIONING LTD	\$281.60
EFT012003	CYBERLINK SYSTEM CORP.	\$1,007.33
EFT012004	D & E ENTERPRISES JANITORIAL	\$1,820.58
EFT012005	LILY DURHAM	\$111.00
EFT012006	EDGEWATER RECREATION SOCIETY	\$15,500.00
EFT012007	ENCORE COOLING & HEATING	\$144.38
EFT012008	LORI ENGLER	\$145.00
EFT012009	SIERMIL EZ COURIERS LTD.	\$123.48
EFT012010	FIRST PERK COFFEE HOUSE	\$134.40
EFT012011	KRISTA GOODMAN	\$405.00
EFT012012	GUILLEVIN INTERNATIONAL INC	\$20,039.96
EFT012013	KENT HOLMES	\$15.00
EFT012015	INTERIOR HEALTH - CAPITAL	\$563,874.53
EFT012016	JIM PATTISON BROADCAST GROUP	\$1,818.22
EFT012017	NICOLE JUNG	\$20.00
EFT012018	BONNIE KARI	\$71.17
EFT012019	KINROSS SILVICULTURE SERVICES	\$4,193.70

Board Cheque Register

From 5/1/2019 To 5/31/2019

Cheque Number	Vendor Name	Amount
EFT012020	KOOTENAY LANDSCAPE	\$1,506.75
EFT012021	MICHEL-NATAL SPARWOOD SOCIETY	\$3,451.43
EFT012022	MITECH BUSINESS SYSTEMS	\$207.40
EFT012023	MORROW BIOSCIENCE LTD.	\$8,487.50
EFT012024	MPE ENGINEERING LTD.	\$1,418.55
EFT012025	M & R ELECTRICAL (B.C.) LTD.	\$420.98
EFT012026	MSREK SYSTEMS	\$269.50
EFT012027	MTS MAINTENANCE TRACKING SYSTEM INC	\$573.68
EFT012028	PACIFIC BLUE CROSS	\$27,131.80
EFT012029	PALLISER PRINTING & PUBLISHING	\$403.20
EFT012030	DAMIEN RICHARD	\$3,444.67
EFT012031	SAMPSON WATER SERVICES LIMITED	\$409.50
EFT012032	ANDREW SINCLAIR	\$48.34
EFT012033	SOUTHEAST RENTALS LTD	\$594.83
EFT012034	JENNIFER SPETA	\$7,087.50
EFT012035	STEEDMAN ENTERPRISES	\$1,575.00
EFT012036	SUPERIOR PROPANE INC.	\$4,900.76
EFT012037	TA CONTRACTING	\$6,028.75
EFT012038	TAYNTON BAY ELECTRICAL LTD	\$420.00
EFT012039	JOHN TODD	\$7.50
EFT012040	TRI-KOTA CLEANING	\$350.00
EFT012041	M. SHAYNE WEBSTER	\$20.00
EFT012042	WESCLEAN EQUIPMENT	\$555.98
EFT012043	JIM WESTWOOD	\$20.00
EFT012044	VIRGINIA WEST	\$80.00
EFT012045	WHITE STORM ENT. LTD.	\$4,468.95
EFT012046	TORIL WILDER	\$609.00
EFT012047	WINDERMERE WATER & SEWER CO	\$1,219.79

Board Cheque Register

From 5/1/2019 To 5/31/2019

Cheque Number	Vendor Name	Amount
EFT012048	W. INGRAM BUILDING MATERIALS	\$97.30
EFT012049	WSP CANADA INC	\$29,592.12
EFT012050	XEROX CANADA LTD	\$414.86
61758	CASTLEGAR MACHINE & CHROME (2013) LTD	\$2,468.48
61759	CITY OF CRANBROOK	\$700.00
61760	EAST KOOTENAY INVASIVE SPECIES COUNCIL	\$3,250.00
61761	HOSMER RECREATION SOCIETY	\$52.50
61762	INVERMERE HARDWARE	\$38.29
61763	INVESTORS GROUP TRUST CO. LTD.	\$647.50
61764	KANWEST ROADS	\$5,157.60
61765	AUDREY MANTYKA	\$30.00
61766	MINISTER OF FINANCE	\$1,200.00
61767	Rocky Mountain Trench Society	\$5,000.00
61768	SHAW BUSINESS	\$659.67
61769	SHAW CABLE	\$322.17
61770	SPRING HONDA	\$1,579.29
61771	STAPLES/BD #252 CRANBROOK	\$132.01
61772	STAPLES - DESJARDINS	\$1,050.17
61773	STAPLES ADVANTAGE	\$896.67
61774	U.B.C.M.	\$59.84
61775	Warren Clark Graphic Designs	\$336.00
EFT012051	TERRY BALAN	\$546.97
EFT012052	BDO DUNWOODY	\$37,065.00
EFT012053	BELLOWS PROPERTY SERVICES	\$992.25
EFT012054	JOHN BLAKLEY	\$20.00
EFT012055	GARY BURFORD	\$330.00
EFT012056	ADAM CASEMORE	\$25.00
EFT012057	CDW CANADA INC.	\$2,906.69

Board Cheque Register

From 5/1/2019 To 5/31/2019

Cheque Number	Vendor Name	Amount
EFT012058	ANITA CHAREST	\$24.00
EFT012059	CIMCO REFRIGERATION	\$2,539.32
EFT012060	COLUMBIA VALLEY GREENWAYS ALLIANCE	\$375,000.00
EFT012061	CRANBROOK 4-H DISTRICT COUNCIL	\$3,550.00
EFT012062	CUPE LOCAL 2106	\$1,547.53
EFT012063	CYBERLINK SYSTEM CORP.	\$11,616.94
EFT012064	STAN DOEHLE	\$134.84
EFT012065	EAST KOOTENAY ELECTRICAL SERVICES	\$252.00
EFT012066	FORTIS BC - NATURAL GAS	\$163.64
EFT012067	ROB GAY	\$349.74
EFT012068	LORI GRAY	\$187.50
EFT012069	GREAT CANADIAN OIL CHANGE	\$98.62
EFT012070	GUILLEVIN INTERNATIONAL INC	\$113.40
EFT012071	CHRIS HAMBRUCH	\$25.00
EFT012072	HERITAGE INN	\$627.90
EFT012073	KAL TIRE CRANBROOK	\$114.24
EFT012074	LIDSTONE & COMPANY	\$15,061.33
EFT012075	CY McCONNELL	\$1,480.50
EFT012076	DEAN McKERRACHER	\$71.00
EFT012077	METRO & SON LOCKSMITH	\$44.80
EFT012078	M & R ELECTRICAL (B.C.) LTD.	\$11,025.00
EFT012079	MELODY MUNRO	\$2,050.29
EFT012080	JEFF NICOLAJSEN	\$55.36
EFT012081	SHARON PASOWISTY	\$1,534.53
EFT012082	ANGE QUALIZZA	\$45.00
EFT012083	CLARA REINHARDT	\$70.00
EFT012084	RELLA PAOLINI & ROGERS	\$222.04
EFT012085	RE-MATT INC	\$3,622.50

Board Cheque Register

From 5/1/2019 To 5/31/2019

Cheque Number	Vendor Name	Amount
EFT012086	SAND CREEK COMMUNITY CLUB	\$125.00
EFT012087	SOUTHEAST DISPOSAL	\$4,799.55
EFT012088	SPERLING HANSEN ASSOCIATES	\$10,376.42
EFT012089	SUPERIOR PROPANE INC.	\$64.51
EFT012090	UBS INDUSTRIES	\$307.78
EFT012091	UNITED WAY	\$29.00
EFT012092	KAREN UNRUH	\$25.00
EFT012093	JANE WALTER	\$299.56
EFT012094	WASTE MANAGEMENT OF CANADA	\$32,422.38
EFT012095	RYAN WATMOUGH	\$9,924.25
EFT012096	GERALD WILKIE	\$175.16
EFT012097	DAVID WILKS	\$45.00
EFT012098	XEROX CANADA LTD	\$92.36
61776	AKBLG	\$7,620.79
61777	BC FIRE TRAINING OFFICERS ASSOC.	\$1,470.00
61778	BC HYDRO	\$41,598.78
61779	CANADIAN TIRE - # 395	\$36.59
61780	CANADIAN TIRE #658	\$68.26
61781	Community Futures Central Kootenay	\$7,500.00
61782	BEN GOERTZEN	\$89.44
61783	INVERMERE HARDWARE	\$311.17
61784	KOOTENAY SIGNS LTD.	\$246.40
61785	KOOTENAY FIRE CHIEF ASSOCIATION	\$800.00
61786	Lake Windermere Ambassadors Society	\$5,000.00
61787	MINISTER OF FINANCE	\$15.93
61788	MINISTER OF FINANCE	\$25,000.00
61789	NATURE CONSERVANCY OF CANADA	\$22,223.71
61790	JAMES PENSON	\$1,400.00

Board Cheque Register

From 5/1/2019 To 5/31/2019

Cheque Number	Vendor Name	Amount
61791	ROCKY MOUNTAIN PUMP SERVICE	\$5,834.65
61792	SPRING HONDA	\$848.42
61793	TOWN OF HIGH RIVER	\$525.00
61794	TRANS-CARE RESCUE LTD.	\$2,324.05
61795	WESTERN CANADIAN BLIND GOLF ASSOC	\$2,500.00
EFT012099	ACKLANDS - GRAINGER INC.	\$123.29
EFT012100	AIR LIQUIDE CANADA INC	\$274.17
EFT012101	TERRY BALAN	\$75.16
EFT012102	BC TRANSIT	\$105,053.34
EFT012103	BINKY S AUTO CLEAN	\$157.50
EFT012104	(BOB) R.M. BJORN	\$14.00
EFT012105	BRIGADE	\$945.00
EFT012106	CDW CANADA INC.	\$11,880.85
EFT012107	SUSAN CLOVECHOK	\$17.06
EFT012108	COLUMBIA VALLEY SEWER & DRAIN LTD	\$1,480.50
EFT012109	COPPER-TIP PLUMBING & HEATING	\$197.15
EFT012110	DANDELION RENEWABLES	\$7,103.25
EFT012111	STAN DOEHLE	\$205.56
EFT012112	EAGLE ROCK CONSTRUCTION LTD.	\$374,097.15
EFT012113	ECO/LOGIC ENVIRONMENTAL	\$3,622.50
EFT012114	EECOL ELECTRIC CORP	\$15.72
EFT012115	FIRST PERK COFFEE HOUSE	\$765.60
EFT012116	flexiNET Broadband	\$44.80
EFT012117	FORTIS BC - NATURAL GAS	\$924.43
EFT012118	ROB GAY	\$78.88
EFT012119	GP FUELS INC.	\$234.68
EFT012120	GREAT CANADIAN OIL CHANGE	\$70.73
EFT012121	MICHAEL HOCKLEY	\$613.78

Board Cheque Register

From 5/1/2019 To 5/31/2019

Cheque Number	Vendor Name	Amount
EFT012122	HERB JANZEN	\$32.00
EFT012123	KAL TIRE CRANBROOK	\$127.68
EFT012124	KEEFER ECOLOGICAL SERVICES LTD.	\$29,554.88
EFT012125	KMB AUTO BODY	\$1,046.46
EFT012126	KOOTENAY COMMUNICATIONS LTD.	\$2,732.21
EFT012127	KOOTENAY LANDSCAPE	\$829.50
EFT012128	LIDSTONE & COMPANY	\$6,510.16
EFT012129	ILENE LOWING	\$64.00
EFT012130	LUCKY STRIKE GAS	\$492.07
EFT012131	JOSEPH LYONS	\$660.00
EFT012132	MAX S PLACE BAKERY LTD	\$190.05
EFT012133	JEREMY NORDSTROM	\$90.72
EFT012134	PIP S COUNTRY STORE	\$126.28
EFT012135	QUINTECH FIRE SERVICES	\$8,006.61
EFT012136	REG DIST OF CENTRAL KOOTENAY	\$15,049.84
EFT012137	RICOH CANADA INC	\$38.06
EFT012138	ROCKY MTN PHOENIX	\$36.18
EFT012139	SAFE SOFTWARE INC	\$1,008.00
EFT012140	MICHAEL SOSNOWSKI	\$238.04
EFT012141	SOUTH SKY RECYCLING LTD	\$179,576.54
EFT012142	WAYNE STONE	\$32.00
EFT012143	SUPERIOR PROPANE INC.	\$188.03
EFT012144	SURE GLASS LTD.	\$792.76
EFT012145	TIPI MOUNTAIN ECO-CULTURAL SERVICES	\$4,300.00
EFT012146	UBS INDUSTRIES	\$3,113.72
EFT012147	VILLAGE OF RADIUM HOT SPRINGS	\$576.14
EFT012148	VITAL AIRE	\$49.98
EFT012149	JANE WALTER	\$74.24

Board Cheque Register

From 5/1/2019 To 5/31/2019

Cheque Number	Vendor Name	Amount
EFT012150	WASA RECREATION SOCIETY	\$60.00
EFT012151	WASP MANUFACTURING LTD.	\$36,112.86
EFT012152	WASTE MANAGEMENT OF CANADA	\$17,171.96
EFT012153	ILONA WEBSTER	\$45.00
EFT012154	JIM WESTWOOD	\$30.00
EFT012155	WHOLESALE FIRE & RESCUE LTD	\$15,628.93
EFT012156	GERALD WILKIE	\$307.04
EFT012157	WOODY'S PLUMBING	\$630.00
61796	BC ONE CALL	\$66.15
61797	CANADA POST CORPORATION	\$66.38
61798	JOSEPH CARAVETTA	\$107.00
61799	CITY OF FERNIE	\$200,000.00
61800	COLUMBIA LAKE STEWARDSHIP SOCIETY	\$6,500.00
61801	CUSTOM CAR & SOUND	\$2,981.44
61802	CHAD DUECK	\$399.00
61803	GHOSTRIDER ADVENTURE CAMP FOUNDATION	\$2,000.00
61804	GOLDIGGER EXCAVATING	\$3,171.00
61805	HEID OUT RESTAURANT & BREWHOUSE	\$2,627.52
61806	INVESTORS GROUP TRUST CO. LTD.	\$647.50
61807	MINISTER OF FINANCE	\$32.88
61808	MINISTER OF FINANCE	\$956.86
61809	GARY MITCHELL	\$31.50
61810	PRESTIGE INN CRANBROOK	\$1,467.40
61811	SANDOR RENTAL & EQUIPMENT LTD.	\$140.00
61812	STAPLES ADVANTAGE	\$149.97
61813	SUMMIT 107	\$346.50
61814	TELUS COMMUNICATIONS	\$5,706.02
61815	TUNDRA STEEL PRODUCTS LTD.	\$490.87

Board Cheque Register

From 5/1/2019 To 5/31/2019

Cheque Number	Vendor Name	Amount
61816	WASA HARDWARE & BUILDING CENTRE	\$556.64
61817	CORY WENTZELL	\$10.00
EFT012158	ACKLANDS - GRAINGER INC.	\$121.23
EFT012159	ELIZABETH AHLGREN	\$9.40
EFT012160	KAREN ALEXANDER	\$60.00
EFT012161	ALS CANADA LTD	\$1,231.15
EFT012162	BDK RESOURCE SERVICE LTD	\$6,590.60
EFT012163	KRIS BELANGER	\$200.00
EFT012164	BENEFITS BY DESIGN INC.	\$9,753.03
EFT012165	DAVID BERANEK	\$80.00
EFT012166	BLACK PRESS GROUP LTD	\$3,335.31
EFT012167	JOHN BLAKLEY	\$115.00
EFT012168	B & L Security Patrol Ltd	\$99.75
EFT012169	BRIGADE	\$420.00
EFT012170	CARO ANALYTICAL SERVICES	\$1,036.19
EFT012171	CDW CANADA INC.	\$1,007.15
EFT012172	BLAIR CHATTERSON	\$50.00
EFT012173	CLOVERDALE PAINT INC.	\$105.42
EFT012174	SUSAN CLOVECHOK	\$1,083.88
EFT012175	COLLEGE OF THE ROCKIES	\$125.00
EFT012176	CORIX MULTI-UTILITY SERVICES	\$2,186.66
EFT012177	COUNTERFORCE INC.	\$338.94
EFT012178	CUPE LOCAL 2106	\$1,609.15
EFT012179	D & E ENTERPRISES JANITORIAL	\$1,658.94
EFT012180	DENHAM FORD (BC) LTD.	\$156.80
EFT012181	LILY DURHAM	\$111.00
EFT012182	e-KNOW EK NEWS ONLINE WEEKLY	\$1,470.00
EFT012183	FRED SURRIDGE LTD.	\$8,389.17

Board Cheque Register

From 5/1/2019 To 5/31/2019

Cheque Number	Vendor Name	Amount
EFT012184	BRIAN FUNKE	\$125.00
EFT012185	DALE GARRETT	\$19.00
EFT012186	GREAT CANADIAN OIL CHANGE	\$159.59
EFT012187	HOSPICE SOCIETY - COLUMBIA VALLEY	\$5,000.00
EFT012188	INVERMERE COMPANION ANIMAL NETWORK S	\$3,300.00
EFT012189	JIM PATTISON BROADCAST GROUP	\$6,402.92
EFT012190	KINROSS SILVICULTURE SERVICES	\$3,937.50
EFT012191	KOOTENAY KWIK PRINT	\$3,177.23
EFT012192	CY McCONNELL	\$2,050.13
EFT012193	McELHANNEY ASSOCIATES LAND SURVEYING	\$24,420.39
EFT012194	TRACY MCGUIRE	\$30.00
EFT012195	MERIDIAN ONE CAP	\$284.30
EFT012196	JEFF NICOLAJSEN	\$107.30
EFT012197	NORTHWEST HYDRAULIC CONSULTANTS	\$5,665.49
EFT012198	PITNEYWORKS	\$10,000.00
EFT012199	HOLLY RONNQUIST	\$155.00
EFT012200	SALVADOR READY MIX CONCRETE	\$3,464.51
EFT012201	SELKIRK SIGNS & SERVICES LTD	\$4,009.60
EFT012202	NORM THIES	\$150.00
EFT012203	UNITED WAY	\$29.00
EFT012204	RYAN WATMOUGH	\$8,493.78
EFT012205	M. SHAYNE WEBSTER	\$20.00
EFT012206	WESCLEAN EQUIPMENT	\$415.43
61818	ARTECH CONSULTING LTD	\$185.06
61819	BC TRANSPORTATION FINANCING AUTHORITY	\$2,000.00
61820	BUILDING OFFICIALS ASSOCIATION OF BC	\$1,391.25
61821	BP INDUSTRIAL SERVICES	\$865.90
61822	CALGARY ZOO	\$9,500.00

Board Cheque Register

From 5/1/2019 To 5/31/2019

Cheque Number	Vendor Name	Amount
61823	CAP-IT CRANBROOK	\$4,552.79
61824	KENNETH CLARKE	\$943.08
61825	GARY & SUSAN DIXON	\$500.00
61826	ForestWise Environmental Consulting Ltd.	\$2,371.25
61827	HEID OUT RESTAURANT & BREWHOUSE	\$3,068.56
61828	KANWEST ROADS	\$32,373.81
61829	MILLER D. HOLDINGS LTD	\$5,572.00
61830	MINISTER OF FINANCE	\$25,000.00
61831	MULISHA SMALL ENGINE REPAIR	\$237.34
61832	PARTNER IN PROTECTION ASSOCIATION	\$2,645.98
61833	PRESTIGE INN CRANBROOK	\$266.80
61834	RIEMANN PAINTING (2003) INC.	\$27,793.50
61835	R & K CONTRACTING SERVICES	\$840.00
61836	SHAW CABLE	\$627.44
61837	SOUTH COUNTRY SERVICES	\$391.45
61838	TOURISM FERNIE	\$2,000.00
61839	TUNDRA STEEL PRODUCTS LTD.	\$262.99
61840	WINDERMERE CENTEX	\$191.23
EFT012207	ASTRAF CONSTRUCTION LTD 2002	\$8,274.00
EFT012208	BANG THE TABLE	\$16,800.00
EFT012209	BDO DUNWOODY	\$12,185.25
EFT012210	BELL MOBILITY INC.	\$1,952.39
EFT012211	LARRY BINKS	\$415.00
EFT012212	B & L Security Patrol Ltd	\$99.75
EFT012213	DAVE BOREEN	\$204.10
EFT012214	DESMOND BOWEN	\$200.00
EFT012215	BRIGADE	\$892.50
EFT012216	JYE CARDER	\$176.60

Board Cheque Register

From 5/1/2019 To 5/31/2019

Cheque Number	Vendor Name	Amount
EFT012217	CITY OF KIMBERLEY	\$14,111.00
EFT012218	SUSAN CLOVECHOK	\$105.56
EFT012219	COLLEGE OF THE ROCKIES	\$4,339.00
EFT012220	JIM COSENS	\$333.57
EFT012221	DISTRICT OF ELKFORD	\$117.00
EFT012222	JESSE DRAKE	\$60.00
EFT012223	THE FROZEN CHEF	\$310.80
EFT012224	ROB GAY	\$13.92
EFT012225	GLOBALSTAR CANADA	\$1,366.39
EFT012226	GORD S IRRIGATION	\$206.64
EFT012227	GREAT CANADIAN OIL CHANGE	\$82.84
EFT012228	HI-PRO SPORTING GOODS LTD	\$2,380.18
EFT012229	HOP STUDIOS	\$2,208.86
EFT012230	KAL TIRE CRANBROOK	\$363.35
EFT012231	BONNIE KARI	\$60.00
EFT012232	KINROSS SILVICULTURE SERVICES	\$6,300.00
EFT012233	KOOTENAY COMMUNICATIONS LTD.	\$50.40
EFT012234	KOOTENAY KWIK PRINT	\$552.93
EFT012235	CINDY LIGHTBURN	\$574.86
EFT012236	LO-COST PROPANE	\$693.10
EFT012237	MAX S PLACE BAKERY LTD	\$486.73
EFT012238	MITECH BUSINESS SYSTEMS	\$288.04
EFT012239	MSREK SYSTEMS	\$111.95
EFT012240	NEIL JOHNSON ELECTRIC	\$1,575.00
EFT012241	JEFF NICOLAJSSEN	\$10.60
EFT012242	EARL OLSEN	\$60.00
EFT012243	PACIFIC BLUE CROSS	\$28,012.90
EFT012244	RE-MATT INC	\$1,795.50

Board Cheque Register

From 5/1/2019 To 5/31/2019

Cheque Number	Vendor Name	Amount
EFT012245	RESORTS OF THE CND ROCKIES INC	\$7,808.85
EFT012246	REVOLUTION ENVIRO SOLUTIONS LP	\$1,646.77
EFT012247	ROB RICE	\$156.60
EFT012248	DAMIEN RICHARD	\$3,444.67
EFT012249	SCOTT ROBINSON	\$2,821.10
EFT012250	RUALT MECHANICAL SERVICES LTD	\$221.21
EFT012251	SELKIRK SIGNS & SERVICES LTD	\$543.20
EFT012252	SOUTH SKY RECYCLING LTD	\$151,612.02
EFT012253	SOUTHEAST DISPOSAL	\$304,606.62
EFT012254	SPERLING HANSEN ASSOCIATES	\$8,976.98
EFT012255	JENNIFER SPETA	\$7,087.50
EFT012256	SPRING HONDA	\$36,112.73
EFT012257	TEMPEST DEVELOPMENT GROUP	\$1,128.75
EFT012258	TOP CROP FARM & GARDEN SUPPLY	\$366.41
EFT012259	TRANS-CARE RESCUE LTD.	\$339.65
EFT012260	TRI-KOTA CLEANING	\$200.00
EFT012261	UBS INDUSTRIES	\$919.07
EFT012262	JANE WALTER	\$51.04
EFT012263	WESCLEAN EQUIPMENT	\$179.07
EFT012264	GERALD WILKIE	\$164.72

Total Cheques: 385**Total Amount of Cheques: \$3,492,661.30**

Resolved:

That the cheque register for the RDEK General Account in the amount shown abc
be approved as paid.

Chairperson: _____



Request for Decision

Shh 231 002
Shh 231 003

Date May 13, 2019
Author Shannon Moskal, Corporate Officer
Subject Columbia Valley & Elk Valley Transit Services
2019/2020 Annual Operating Agreement

REQUEST

To authorize signing the 2019/2020 Annual Operating Agreement with BC Transit for operation of the Columbia Valley and Elk Valley transit systems.

OPTIONS

1. That the Chair and CAO be authorized to sign the 2019/2020 Annual Operating Agreement with British Columbia Transit for operation of the Columbia Valley and Elk Valley transit systems.
2. That British Columbia Transit be requested to revise the 2019/2020 Annual Operating Agreement for operation of the Columbia Valley and Elk Valley transit systems as follows: _____

RECOMMENDATION

Option 1.

BACKGROUND/ANALYSIS

Attached is the 2019/2020 Annual Operating Agreement (AOA) for the Columbia Valley and Elk Valley Transit systems for the period April 1, 2019 – March 31, 2020. The AOA outlines the service levels, revenue projections and cost structure for the systems.

SPECIFIC CONSIDERATIONS

Financial

The RDEK's share of costs shown in the AOA is in line with the 2019 Financial Plan. Funding for Health Connections comes from the Interior Health Authority to KERHD which provides a contribution to the RDEK for delivery of the service.

Attachment



May 13, 2019

Attn: Shannon Moskal
Regional District of East Kootenay
19-24th Avenue
Cranbrook, BC
V1C 3H8

Dear Shannon,

SUBJECT: 2019-20 Annual Operating Agreement

Further to the information provided in your budget forecast and subsequent budget discussions, please find enclosed your final 2019-2020 Annual Operating Agreement (AOA) for approval.

The transit industry continues to evolve, and the transportation landscape has changed significantly since 2009 when BC Transit completed its first strategic plan. With emerging technologies, evolving customer expectations, and significant funding opportunities, the next decade will likely alter the industry for years to come. In response to this, BC Transit is in the process of updating our Strategic Plan, which will guide our priorities and decision-making over the next five to ten years.

As your participation is integral to our strategic plan, we encourage you to join us at this year's BC Transit Workshop where we will be discussing and envisioning the future in support of this effort. This year's Workshop will be held from June 3-6, 2019 at the Coast Kamloops Hotel and Conference Centre. Our Workshop provides an opportunity to collectively influence transit on a provincial scale and participate in dialogue with partners from various roles and backgrounds within the provision of public transit. Some of this year's topics will include Going Green: BC Transit Low Carbon Fleet Strategy, The Future of Fares and Technology and our annual Local Government Roundtable session. I hope to see you there!

BC Transit continues to capitalize on the significant investment in transit infrastructure made possible by the Government of Canada and the Province of British Columbia through the Investing in Canada Infrastructure Program (ICIP). This funding is currently supporting the construction of new infrastructure projects around the province, and the on-going implementation of our SmartBus program. This program includes technologies that enable real time information to passengers via the NextRide platform and advanced fare payment options.

As you may recall from previous years, the budget schedule attached to the AOA has been streamlined to facilitate information sharing and publication, and to protect commercially-confidential information subject to protection by the *Freedom of Information & Protection of Privacy Act*. Detailed budget information is provided separately to staff.

If you have any questions regarding your AOA, or have any feedback on how we can most effectively support local government decision making around transit system budgets, please contact me at your convenience.

Sincerely,

A handwritten signature in black ink, appearing to read "Chelsea Mossey". The signature is written in a cursive, flowing style with a large loop at the end.

Chelsea Mossey
Manager, Government Relations BC Transit

**EAST KOOTENAY
ANNUAL OPERATING AGREEMENT**

between

REGIONAL DISTRICT OF EAST KOOTENAY

and

BRITISH COLUMBIA TRANSIT

Effective

April 1, 2019

INFORMATION CONTAINED IN THIS AGREEMENT IS SUBJECT TO THE FREEDOM OF INFORMATION AND PROTECTION OF PRIVACY ACT. CONSULT WITH THE AUTHORITY PRIOR TO RELEASING INFORMATION TO INDIVIDUALS OR COMPANIES OTHER THAN THOSE WHO ARE PARTY TO THIS AGREEMENT.

ANNUAL OPERATING AGREEMENT

BETWEEN:

REGIONAL DISTRICT OF EAST KOOTENAY

(the "Municipality")

AND:

BRITISH COLUMBIA TRANSIT

(the "Authority")

WHEREAS the Authority is authorized to contract for transit services for the purpose of providing and maintaining those services and facilities necessary for the establishment, maintenance and operation of a public passenger transportation system in the Transit Service Area;

WHEREAS the Municipality is authorized to enter into one or more agreements with the Authority for transit services in the Transit Service Area;

WHEREAS the parties hereto have entered into a Transit Service Agreement which sets out the general rights and responsibilities of the parties hereto;

WHEREAS the Municipality and the Authority are authorized to share in the costs for the provision of a Public Passenger Transportation System pursuant to the *British Columbia Transit Act*;

AND WHEREAS the parties hereto wish to enter into an Annual Operating Agreement which sets out, together with the Transit Service Agreement, the specific terms and conditions for the Public Passenger Transportation System for the upcoming term.

NOW THEREFORE THIS AGREEMENT WITNESSETH that in consideration of the premises and of the covenants hereinafter contained, the parties covenant and agree with each other as follows:

Contents

SECTION 1: DEFINITIONS.....	4
SECTION 2: INCORPORATION OF SCHEDULES.....	4
SECTION 3: INCORPORATION OF TRANSIT SERVICE AGREEMENT	4
SECTION 4: TERM AND RENEWAL	4
SECTION 5: FREEDOM OF INFORMATION AND PROTECTION OF PRIVACY ACT	4
SECTION 6: SETTLEMENT OF DISPUTES	5
SECTION 7: MISCELLANEOUS PROVISIONS	5
SECTION 8: GOVERNING LAW	6
SECTION 9: COUNTERPARTS.....	6
SECTION 10: NOTICES AND COMMUNICATIONS	7
SCHEDULE "A": TARIFF AND FARES	9
SCHEDULE "B": SERVICE SPECIFICATIONS.....	10
SCHEDULE "C": BUDGET	12

SECTION 1: DEFINITIONS

Unless agreed otherwise in the Annual Operating Agreement, the definitions set out in the Transit Service Agreement shall apply to this Annual Operating Agreement including:

- a) "Annual Operating Agreement" shall mean this Annual Operating Agreement and any Annual Operating Agreement Amendments negotiated and entered into by the parties subsequent hereto; and,
- b) "Transit Service Agreement" shall mean the Transit Service Agreement between the parties to this Annual Operating Agreement, including any amendments made thereto.

SECTION 2: INCORPORATION OF SCHEDULES

All schedules to this agreement are incorporated into the agreement, and form part of the agreement.

SECTION 3: INCORPORATION OF TRANSIT SERVICE AGREEMENT

Upon execution, this Annual Operating Agreement shall be deemed integrated into the Transit Service Agreement and thereafter the Transit Service Agreement and Annual Operating Agreement shall be read together as a single integrated document and shall be deemed to be the Annual Operating Agreement for the purposes of the *British Columbia Transit Act*, as amended from time to time.

SECTION 4: TERM AND RENEWAL

- a) The parties agree that the effective date of this agreement is to be April 1, 2019, whether or not the agreements have been fully executed by the necessary parties. Once this agreement and the associated Transit Service Agreement are duly executed, this agreement will replace all provisions in the existing Transit Service Agreement and Master Operating Agreement with respect to the rights and obligations as between the Authority and the Municipality.
- b) Upon commencement in accordance with Section 4(a) of this agreement, the term of this agreement shall be to March 31, 2020 except as otherwise provided herein. It is acknowledged by the parties that in the event of termination or non-renewal of the Annual Operating Agreement, the Transit Service Agreement shall likewise be so terminated or not renewed, as the case may be.
- c) Either party may terminate this agreement as follows:
 - a. Cancellation by the Authority: In the event that the Authority decides to terminate this Agreement for any reason whatsoever, the Authority shall provide at least one hundred and eighty (180) days prior written notice. Such notice to be provided in accordance with Section 10.
 - b. Cancellation by the Municipality: In the event that the Municipality decides to terminate this Transit Service Agreement for any reason whatsoever, and by extension the Annual Operating Agreement, the Municipality shall provide at least one hundred and eighty (180) days prior written notice. Such notice to be provided in accordance with Section 10.

SECTION 5: FREEDOM OF INFORMATION AND PROTECTION OF PRIVACY ACT

This Agreement and the parties hereto are subject to the provisions of the *Freedom Of Information And Protection Of Privacy Act* ("FOIPPA"). Any information developed in the performance of this Agreement, or any personal information obtained, collected, stored pursuant to this Agreement, including database information, shall be deemed confidential and subject to

the provisions of the FOIPPA including the handling, storage, access and security of such information. Confidential information shall not be disclosed to any third party except as expressly permitted by the Authority or pursuant to the requirements of the FOIPPA.

SECTION 6: SETTLEMENT OF DISPUTES

In the event of any dispute arising between or among the parties as to their respective rights and obligations under this Agreement, or in the event of a breach of this Agreement, the parties agree to use their best efforts to find resolution through a mediated settlement. However, in the event that mediation is not successful in finding a resolution satisfactory to all parties involved, any party shall be entitled to give to the other notice of such dispute and to request arbitration thereof; and the parties may, with respect to the particular matter then in dispute, agree to submit the same to a single arbitrator in accordance with the applicable statutes of the Province of British Columbia.

SECTION 7: MISCELLANEOUS PROVISIONS

- a) Amendment: This agreement may only be amended in writing signed by the Municipality and the Authority and specifying the effective date of the amendment.
- b) Assignment: This Agreement shall not be assignable without prior written consent of the parties.
- c) Enurement: This Agreement shall be binding upon and enure to the benefit of the parties hereto and their respective successors.
- d) Operating Reserve Fund: In accordance with OIC 594, in fiscal year 2015/16, BC Transit established a Reserve Fund to record, for each local government, the contributions that BC Transit has received but has not yet earned.
 - a. BC Transit will invoice and collect on monthly Municipal invoices based on budgeted Eligible Expenses.
 - b. Any expenditure of monies from the Reserve Fund will only be credited towards Eligible Expenses for the location for which it was collected.
 - c. Eligible Expenses are comprised of the following costs of providing Public Passenger Transportation Systems:
 - i. *For Conventional Transit Service:*
 1. the operating costs incurred in providing Conventional Transit Service excluding interest and amortization;
 2. the amount of any operating lease costs incurred by BC Transit for Conventional Transit Services;
 3. the amount of the municipal administration charge not exceeding 2% of the direct operating costs payable under an Annual Operating Agreement; and,
 4. an amount of the annual operating costs of BC Transit not exceeding 8% of the direct operating costs payable under an Annual Operating Agreement.
 - ii. *For Custom Transit Service:*
 1. the operating costs incurred in providing Custom Transit Service excluding interest and amortization, but including the amount paid by BC Transit to redeem taxi saver coupons issued under the Taxi Saver Program after deducting from that amount the amount realized from the sale of those coupons;
 2. the amount of any operating lease costs incurred by BC Transit for Custom Transit Service;

3. the amount of the municipal administration charge not exceeding 2% of the direct operating costs payable under an Annual Operating Agreement; and,
 4. an amount of the annual operating costs of BC Transit not exceeding 8% of the direct operating costs payable under an Annual Operating Agreement.
- d. Eligible Expenses exclude the costs of providing third-party 100%-funded services.
 - e. BC Transit will provide an annual statement of account of the reserves received and utilized, including any interest earned for each local government.
- e) The parties agree that this agreement is in substantial compliance with all relevant legislative requirements to establish the rights and obligations of the parties as set out in the *British Columbia Transit Act*.

SECTION 8: GOVERNING LAW

This Agreement is governed by and shall be construed in accordance with the laws of the Province of British Columbia, with respect to those matters within provincial jurisdiction, and in accordance with the laws of Canada with respect to those matters within the jurisdiction of the government of Canada.

SECTION 9: COUNTERPARTS

This contract and any amendment hereto may be executed in counterparts, each of which shall be deemed to be an original and all of which shall be considered to be one and the same contract. A signed facsimile or pdf copy of this contract, or any amendment, shall be effective and valid proof of execution and delivery.

SECTION 10: NOTICES AND COMMUNICATIONS

All notices, claims and communications required or permitted to be given hereunder shall be in writing and shall be sufficiently given if personally delivered to a designated officer of the parties hereto to whom it is addressed or if mailed by prepaid registered mail to the Authority at:

BRITISH COLUMBIA TRANSIT
c/o President & CEO
P.O. Box 610
520 Gorge Road East
Victoria, British Columbia V8W 2P3

and to the Municipality at:

REGIONAL DISTRICT OF EAST KOOTENAY
c/o Chief Administrative Officer
19-24 Avenue South
Cranbrook, BC
V1C 3H8

and, if so mailed, shall be deemed to have been received five (5) days following the date of such mailing.

IN WITNESS WHEREOF, the parties have hereunto set their hand this ____ day of _____, 2019.

REGIONAL DISTRICT OF EAST KOOTENAY

BRITISH COLUMBIA TRANSIT

Kevin Schubert – Director, Regional Transit Systems
BC Transit

Grant Brilz – Manager, Contracted Operations
BC Transit

SCHEDULE "A": TARIFF AND FARES**Columbia Valley Transit System****Fare Zones:**

Local Service: Radium, Invermere, Windermere, Fairmont

Regional Service: Edgewater, Canal Flats

Fares:

a) For each one-way passenger trip scheduled and door-to-door service.

	Local*	Regional*
Cash Fare		
Age five and over	\$2.00	\$2.50
Child under 5 years	no charge	no charge
Sheet of 10 Tickets		
All Passengers	\$15.00	\$18.00
Monthly Pass (Available from bus operator)		
All Passengers		\$42.00

Please note: cash fares apply to the Door-to-Door service as well

b) BC Bus Pass valid for the current calendar year and available through the Ministry of Housing and Social Development.

c) BC Transit Employee Bus Pass

Health Connections: \$2.50 one-way to Cranbrook

Elk Valley Transit System

Local Service: Elkford, Sparwood, Fernie

a) Regular Fares: For each one-way passenger trip

Cash Fares	
Age 5 and over	\$2.00
Child under 5	no charge
Sheet of 10 Tickets	
All Passengers	\$15.00
Monthly Pass	
All Passengers	\$42.00

b) BC Bus Pass valid for the current calendar year and available through the Ministry of Housing and Social Development.

c) BC Transit Employee Bus Pass

Health Connections: \$2.50 one-way to Cranbrook

SCHEDULE "B": SERVICE SPECIFICATIONS**Columbia Valley Transit System**

Transit Service Area: The boundaries of the Transit Service Area shall be as described in the following bylaw:

Bylaw No. 2003 cited as "Regional District of East Kootenay - Columbia Valley Transit Service Establishment Bylaw No. 2003, 2007"

Annual Service Level for the Columbia Valley Paratransit Service shall be **3,500** Revenue Service Hours.

Exception Days annually for the Columbia Valley Paratransit Service are:

Exception Days	Service Level
Good Friday	No Service
Easter Monday	No Service
Victoria Day	No Service
Canada Day	No Service
BC Day	No Service
Labour Day	No Service
Thanksgiving Day	No Service
Remembrance Day	No Service
Christmas Day	No Service
Boxing Day	No Service
New Years Day	No Service
Family Day (2020)	No Service

Elk Valley Transit System

Transit Service Area: The boundaries of the Transit Service Area shall be as described in the following bylaw:

Bylaw No. 2012 cited as "Regional District of East Kootenay - Elk Valley Transit Service Establishment Bylaw No. 2012, 2007"

Annual Service Level for the Elk Valley Paratransit Service shall be **3,100** Revenue Service Hours.

Exception Days annually for the Elk Valley Paratransit Service are:

Exception Days	Service Level
Good Friday	No Service
Easter Monday	No Service
Victoria Day	No Service
Canada Day	No Service
BC Day	No Service
Labour Day	No Service
Thanksgiving Day	No Service
Remembrance Day	No Service
Christmas Day	No Service
Boxing Day	No Service
New Years Day	No Service
Family Day (2019)	No Service

SCHEDULE "C": BUDGET

The following budgets include the paratransit service described in this Agreement and the Health Connections service described under a separate agreement with the Kootenay East Regional Hospital District

COLUMBIA VALLEY PARA TRANSIT

	BASE BUDGET 2019/20	REGIONAL DISTRICT OF EAST KOOTENAY	KOOTENAY EAST REGIONAL HOSPITAL DISTRICT
TOTAL REVENUE	\$13,009	\$13,009	\$0
TOTAL OPERATING COSTS	\$401,165		
TOTAL COSTS (including Local Government Share of Lease Fees)	\$424,368	\$305,028	\$119,340
NET LOCAL GOVERNMENT SHARE OF COSTS	\$242,985	\$123,645	\$119,340

ELK VALLEY PARA TRANSIT

	BASE BUDGET 2019/20	REGIONAL DISTRICT OF EAST KOOTENAY	KOOTENAY EAST REGIONAL HOSPITAL DISTRICT
TOTAL REVENUE	\$19,574	\$19,574	\$0
TOTAL OPERATING COSTS	\$312,552		
TOTAL COSTS (including Local Government Share of Lease Fees)	\$341,684	\$256,562	\$85,121
NET LOCAL GOVERNMENT SHARE OF COSTS	\$195,235	\$110,113	\$85,121



Request for Decision

Shh 009 001

Date May 27, 2018
Author Tina Hlushak, Deputy Corporate Officer
Subject Request for a Special Event Licence

REQUEST

To grant a Special Event Licence to Wycliffe Exhibition Association for the Cranbrook Pro Rodeo to be held at Wycliffe Exhibition Grounds from August 16 – 18, 2019.

OPTIONS

1. That a Special Event Licence be issued to Wycliffe Exhibition Association for the Cranbrook Pro Rodeo to be held at the Wycliffe Exhibition Grounds from August 16 – 18, 2019;

and further, the Special Event is hereby exempt from Sections 4.1, 4.2 and 4.3 of Noise Control Regulation Bylaw No.1396, during the following dates and times:

- August 16, 2019 – 6:00 pm to 10:00 pm
- August 17, 2019 – 5:00 pm to 1:00 am
- August 18, 2019 – 2:00 pm to 5:00 pm

2. That a Special Event Licence be issued to Wycliffe Exhibition Association for the Cranbrook Pro Rodeo to be held at the Wycliffe Exhibition Grounds from August 16 – 18, 2019 subject to the following conditions *[any or all of the conditions listed below could apply]*:

- (a) the applicant must deposit cash in the amount of \$_____ for the reimbursement of any costs which may be incurred by the RDEK because of and as a consequence of the Special Event;
- (b) the applicant must obtain and keep in force during the Special Event, at its sole expense, insurance satisfactory to the RDEK protecting the RDEK and the applicant (without any rights of cross-claim or subrogation against the RDEK) against claims for personal injury, death, property damage or third party or public liability claims arising out of, in connection with, or in any way related to the Special Event, in a form acceptable to the RDEK and in an amount not less than \$_____ and with the RDEK named as an additional insured;

and further, the Special Event is hereby exempt from Sections 4.1, 4.2 and 4.3 of Noise Control Regulation Bylaw No.1396, during the following dates and times:

- August 16, 2019 – 6:00 pm to 10:00 pm
- August 17, 2019 – 5:00 pm to 1:00 am
- August 18, 2019 – 2:00 pm to 5:00 pm

3. That a Special Event Licence as applied for by Wycliffe Exhibition Association for the Cranbrook Pro Rodeo to be held at the Wycliffe Exhibition Grounds from August 16 – 18, 2019 be denied.

RECOMMENDATION

Option 1

BACKGROUND/ANALYSIS

The Cranbrook Pro Rodeo is an annual event held at the Wycliffe Exhibition Grounds. This event has been taking place for many years at the same location and the Wycliffe Exhibition Association had always obtained a Special Event Licence from the RDEK.

An exemption from Noise Control Regulation Bylaw No.1396 is recommended, due to the use of a PA system and stereo equipment for the rodeo and dance.

SPECIFIC CONSIDERATIONS

Referrals

The Environmental Health Officer had noted that a Temporary Food permit is required.

Previous Board Action

Last year the Special Event Licence was granted without requiring a security deposit or insurance.

Control of Special Events Bylaw No. 277

Because attendance will exceed 500 persons, a Special Event Licence is required. Along with requiring a Licence, the Special Events Bylaw also stipulates the following:

- The Board may require posting of security (performance bond or cash) for the reimbursement of any costs which the RDEK may incur because of and as a consequence of the event.
- Applicant shall obtain insurance in a form and amount acceptable to the RDEK to cover risks of injury to personnel or property damage to equipment of the RDEK and to cover other expenses, costs or charges not listed.
- Owner/occupier of property shall not allow their property to be used for an event which *"may develop the making or causing of noises or sounds which disturb, or tend to disturb, the quiet, peace, rest, enjoyment, comfort or convenience of the neighbourhood, or of persons in the vicinity."*

Noise Control Regulation Bylaw No. 1396

- Defines objectionable noise as any sound that disturbs the quiet, peace, rest, enjoyment, comfort or convenience of the neighbourhood or persons in the vicinity or of individuals or the public.
- Prohibits making or causing any objectionable noise in or on a highway, public or private place or elsewhere in the Service Area (all Electoral Areas) – Section 4.1.
- Prohibits an owner, tenant or occupier of real property to allow or permit objectionable noise to occur on or emanate from the property – Section 4.2.
- Prohibits playing or operating any outdoor public address system, radio, stereophonic equipment or other instrument or apparatus for the production or amplification of sound either in a public or private place in a manner that would cause or create objectionable noise – Section 4.3.

Attachment



19 – 24th Avenue South
 Cranbrook, BC V1C 3H8
 Ph: 250-489-2791 or 1-888-478-7335
 Fx: 250-489-3498
 info@rdek.bc.ca

FOR OFFICE USE ONLY

Licence Status:

Corporate Officer:

Special Event Licence Application

1. Applicant

Organization: Wycliffe Exhibition Association

Contact Name: Dallas Mackie

Mailing Address: 2941 Wycliffe Park Road
Cranbrook, BC V1C 7C3

Phone: 250 426-5792 Email: drmackie@telus.net

2. Property and Event Information

Name of Event: Cranbrook Pro Rodeo

Location of Event: 5325 Staples Road, Cranbrook, BC
(civic address of property including house #, street name and community)

Nature of Event: Professional Rodeo

Event Date(s): August 16,17, & 18, 2019 Event Time(s): August 16, 6pm to 10pm
August 17, 5pm to 1am August 18, 2pm to 5pm

Number of Attendees
 Expected at Event: 600 - 800 each day
(includes paid visitors, volunteers, workers, organizers, vendors, etc.)

Contact During Event: Dallas Mackie Phone: 250 426-5792 or 250 919-3554

Event Plan: Event plan is attached, as described under "Required Information".

3. Referrals

The applicant must refer this application and the event plan described under "Required Information" to the following agencies or individuals for review in order to allow them an opportunity to provide written comments confirming whether they have concerns about the application or Special Event.

a) **Environmental Health Officer** for the location in which the Special Event is to be held:

Please indicate below whether you have any concerns with this application or Special Event.

- No concerns Concerns have been addressed
 Concerns not addressed

List concerns or comments (attach a separate page if required):

Require Temporary Food Permit to be filled
out and sent to this office

Peter Richter
Name

Peter Richter
Signature

- No comments received by applicant Date referral submitted: APRIL 11/19

b) **RCMP** detachment for the location in which the Special Event is to be held:

- No concerns Concerns have been addressed
 Concerns not addressed

List concerns or comments (attach a separate page if required):

Sgt. C.R. Dodds, 49668
Operations Support NCO
Cranbrook Detachment
Name

[Signature]
Signature

- No comments received by applicant Date referral submitted: MARCH 28/19

c) **Fire Chief** of the fire protection service area in which the Special Event is to be held or, if no fire protection service area exists, the **Office of the Fire Commissioner**:

Please indicate below whether you have any concerns with this application or Special Event.

- No concerns Concerns have been addressed
 Concerns not addressed

List concerns or comments (attach a separate page if required):

SEE ATTACHED PAGE

Name

Signature

- No comments received by applicant Date referral submitted: MARCH 29, 2019

From: Owens, Rick EMBC:EX Rick.Owens@gov.bc.ca
Subject: RE: Cranbrook Pro Rodeo
Date: April 25, 2019 at 3:55 PM
To: Dallas Mackie drmackie@telus.net

Good afternoon Dallas

I have looked over your RDEK application and nothing jumps out. The process and approval would go through the local government, in this case the RDEK, which you have submitted your application.

You may want to inform your local BC Wildfire zone office for information purpose in the event there is an interface fire.

Any question please phone me on my cell 250-819-2231

Good luck and enjoy your event.

Thank you Rick

Rick Owens, CFO
Fire Service Advisor
Structural Protection Specialist
TEL 250-819-2231
Toll-Free 1.888.988.9488 (24hrs)

Emergency Management BC / Office of the Fire Commissioner, 1255 - D Dalhousie Drive, Kamloops, BC, V2C 5Z5

Event Plan for the Cranbrook Pro Rodeo

August 16, 17 & 18, 2019 held at the Wycliffe Exhibition Grounds

- The RDEK now has a formal Fire Safety Plan for the Wycliffe Exhibition Grounds and we have completed the Special Events Emergency Plan Form and have forwarded it along with the other required documents to the Fire Commissioner's office for comments and have included his report with this application. Prior to the event our personnel will identify all building exits, fire alarms, locations of fire extinguishers, and any hose cabinets and any other fire prevention equipment. There will be no open fires, and any food vendor will be required to have a fire extinguisher on site. Wide based buckets with sand will be made available to discard cigarettes additionally, announcements will be made to remind attendees to not leave cigarettes unattended or discard carelessly.
- First Aid is provided for spectators and contestants by professional paramedics and ambulance provided by Strategic Fire Services, Cranbrook.
- Toilet Facilities are part of the permanent facility at the site and again this year we will be adding porta potties as the permanent toilet facilities are not adequate for the crowd.
- Garbage will be collected by volunteers and placed in bins which will be owned and removed by Southeast Disposal. Recycling is done by the volunteers.
- Internal Security is handled by Peak Security during the performances, the beer gardens and dance. The Mason's Lodge provides security 24 hours a day during the rodeo in which they cover the whole site including the parking lot.
- Food Safety is looked after by the Mount Baker Senior Girls Basketball Team as they have the only food concession on the site.
- Parking is looked after by the Masons as part of the security package.
- Traffic Control is also controlled by the Masons.
- Liquor is served at outdoor refreshment gardens during the rodeo and on Saturday night at the dance. Each area has at least two people with their "Serve it Right" accreditation and volunteers are their helpers.
- Prevention of excessive noise or nuisances will be handled by members of the board if they occur. In 32 years we have not had a problem. The PA system is only used during the performances and is locked when not in use. The dance is held indoors and the noise there is not excessive. We are in a rural area and there isn't any homes in the near vicinity.
- Contact person during the event would be Dallas Mackie or Todd Pellerin.



Request for Decision

Uhh 616 012-F

Date May 27, 2018
Author Tina Hlushak, Deputy Corporate Officer
Subject 2019/2020 CBT Community Initiatives and Affected Areas Programs
 Funding Recommendations

REQUEST

To approve the 2019/2020 CBT Community Initiatives and Affected Areas Programs Funding Recommendations Report.

OPTIONS

1. That the Columbia Basin Trust Community Initiatives and Affected Areas Programs 2019/2020 Funding Recommendations Report be approved and the Chair and Corporate Officer be authorized to sign agreements with the successful proponents.
2. That the Columbia Basin Trust Community Initiatives and Affected Areas Programs 2019/2020 Funding Recommendations Report be approved as amended and the Chair and Corporate Officer be authorized to sign agreements with the successful proponents.

RECOMMENDATION

Option 1

BACKGROUND/ANALYSIS

This year, 151 proposals were submitted to the Columbia Basin Trust Community Initiatives and Affected Areas Programs and one proposal was withdrawn. Each proposal was reviewed to ensure it was complete and met the Program qualifications. Community involvement meetings were held throughout the month of April and, following these meetings, funding recommendations were received from the electoral areas and municipalities. Attached are the following reports for Board consideration:

- 2019/2020 Funding Recommendations Report; and
- 2019/2020 Funding Allocations by Jurisdiction.

Attachments



Columbia Basin Trust
Community Initiatives and Affected Areas Programs
Year 2019/2020 Funding Recommendations



Organization/ Project	Basin Communities	Requested Funding	Recommended Funding
Aids Network Outreach and Support Society (ANKORS)			
#LoveProject: Knit for Mental Health	City of Cranbrook	\$3,200.00	\$0.00
	City of Fernie	\$1,600.00	\$1,600.00
	City of Kimberley	\$1,300.00	\$472.00
	District of Elkford	\$1,500.00	\$0.00
	District of Invermere	\$1,450.00	\$0.00
	District of Sparwood	\$1,500.00	\$426.81
	Village of Canal Flats	\$600.00	\$0.00
		<u>\$11,150.00</u>	<u>\$2,498.81</u>
Aids Network Outreach and Support Society (ANKORS)			
Farmer's Market Nutrition Program ANKORS	City of Cranbrook	\$3,360.00	\$3,360.00
Aids Network Outreach and Support Society (ANKORS)			
Love Your Health	City of Cranbrook	\$5,680.00	\$5,680.00
Air Cadet League of Canada, 279 Elk Valley Squadron			
Powered Flight Training	City of Fernie	\$3,300.00	\$3,300.00
	District of Elkford	\$3,300.00	\$1,650.00
	District of Sparwood	\$3,400.00	\$2,038.23
		<u>\$10,000.00</u>	<u>\$6,988.23</u>
Baynes Lake Community Society			
Baynes Lake Community Hall Enhancement/Enlargement	Electoral Area B - AA	\$30,000.00	\$20,000.00
Baynes Lake Parks & Recreation Society			
Parks and Rec Basketball Area and Shed Repair	Electoral Area B - AA	\$5,500.00	\$5,500.00

Organization/ Project	Basin Communities	Requested Funding	Recommended Funding
Blue Lake Forest Education Society			
Blue Paddle	City of Cranbrook	\$4,253.00	\$4,253.00
	City of Fernie	\$1,418.00	\$1,418.00
	City of Kimberley	\$1,890.00	\$1,498.20
	District of Elkford	\$945.00	\$945.00
	District of Invermere	\$945.00	\$945.00
	District of Sparwood	\$1,418.00	\$1,104.00
	Electoral Area A	\$945.00	\$945.00
	Electoral Area B - AA	\$945.00	\$821.46
	Electoral Area C - CI	\$1,890.00	\$1,890.00
	Electoral Area E	\$945.00	\$945.00
	Electoral Area F	\$945.00	\$945.00
	Electoral Area G	\$945.00	\$945.00
	Village of Canal Flats	\$945.00	\$945.00
	Village of Radium Hot Springs	\$945.00	\$500.00
		<u>\$19,374.00</u>	<u>\$18,099.66</u>
British Columbia Society for the Prevention of Cruelty to Animals - East Kootenay Branch			
Low Cost Spay/Neuter	City of Cranbrook	\$10,000.00	\$10,000.00
	City of Fernie	\$3,000.00	\$1,000.00
	City of Kimberley	\$3,000.00	\$1,822.00
	District of Elkford	\$500.00	\$0.00
	District of Invermere	\$600.00	\$600.00
	District of Sparwood	\$600.00	\$366.10
	Electoral Area A	\$500.00	\$0.00
	Electoral Area B - CI	\$500.00	\$0.00
	Electoral Area C - CI	\$3,000.00	\$3,000.00
	Electoral Area E	\$2,000.00	\$2,000.00
	Electoral Area F	\$600.00	\$300.00
	Electoral Area G	\$1,000.00	\$600.00
	Village of Canal Flats	\$600.00	\$0.00
	Village of Radium Hot Springs	\$600.00	\$600.00
		<u>\$26,500.00</u>	<u>\$20,288.10</u>
Bull River BBQ Ranchers Society			
Multi Use Pavement	Electoral Area C - AA	\$11,994.00	\$11,994.00
Bull River BBQ Ranchers Society			
Resize and Rebuild Riding Arena	Electoral Area C - AA	\$4,935.00	\$4,935.00

Organization/ Project	Basin Communities	Requested Funding	Recommended Funding
Canal Flats Community Society			
Community Pavilion	District of Invermere	\$10,000.00	\$0.00
	Electoral Area E	\$10,000.00	\$0.00
	Electoral Area F	\$20,000.00	\$3,500.00
	Electoral Area G	\$10,000.00	\$2,000.00
	Village of Canal Flats	\$40,000.00	\$24,669.01
	Village of Radium Hot Springs	\$10,000.00	\$0.00
		<u>\$100,000.00</u>	<u>\$30,169.01</u>
Canal Flats Food Bank Society			
Canal Flats Food Bank	Village of Canal Flats	\$2,000.00	\$1,000.00
Columbia Basin Institute of Regional History			
Missing Pieces: Cranbrook & Mineral Lake	City of Cranbrook	\$6,175.00	\$6,175.00
	Electoral Area C - CI	\$1,000.00	\$1,000.00
		<u>\$7,175.00</u>	<u>\$7,175.00</u>
Columbia Lake Recreation Society			
Start-up and Promotions of Valley-Wide Sports, Recreation and Leisure Programs	District of Invermere	\$3,000.00	\$3,000.00
	Electoral Area F	\$3,000.00	\$2,000.00
	Electoral Area G	\$2,000.00	\$2,000.00
	Village of Canal Flats	\$1,900.00	\$0.00
	Village of Radium Hot Springs	\$2,000.00	\$1,500.00
		<u>\$11,900.00</u>	<u>\$8,500.00</u>
Columbia Lake Stewardship Society			
Columbia Lake Educational Signage	Electoral Area F	\$1,000.00	\$1,000.00
	Village of Canal Flats	\$3,700.00	\$500.00
		<u>\$4,700.00</u>	<u>\$1,500.00</u>
Columbia Lake Stewardship Society			
Columbia River Usage Education and Sanitary Support	District of Invermere	\$225.00	\$225.00
	Electoral Area F	\$1,800.00	\$1,800.00
	Electoral Area G	\$125.00	\$125.00
	Village of Canal Flats	\$125.00	\$0.00
	Village of Radium Hot Springs	\$125.00	\$0.00
		<u>\$2,400.00</u>	<u>\$2,150.00</u>

Organization/ Project	Basin Communities	Requested Funding	Recommended Funding
Columbia Valley Arts Council			
REACH Collaborative 2020: Youth Open Mic & Art Show	District of Invermere	\$475.00	\$475.00
	Electoral Area F	\$375.00	\$375.00
	Electoral Area G	\$375.00	\$375.00
	Village of Canal Flats	\$375.00	\$250.00
	Village of Radium Hot Springs	\$375.00	\$325.00
		<u>\$1,975.00</u>	<u>\$1,800.00</u>
Columbia Valley Community Foundation			
"On the Table" Columbia Valley	District of Invermere	\$1,000.00	\$500.00
	Village of Canal Flats	\$625.00	\$0.00
	Village of Radium Hot Springs	\$625.00	\$0.00
		<u>\$2,250.00</u>	<u>\$500.00</u>
Columbia Valley Food Bank			
Purchasing Fridges, Freezers and Furniture for Food Bank Building	District of Invermere	\$4,000.00	\$4,000.00
	Electoral Area F	\$2,000.00	\$2,000.00
	Electoral Area G	\$2,500.00	\$2,500.00
	Village of Canal Flats	\$500.00	\$0.00
	Village of Radium Hot Springs	\$1,000.00	\$1,000.00
		<u>\$10,000.00</u>	<u>\$9,500.00</u>
Columbia Valley Greenways Trail Alliance			
Winter Trails in the Columbia Valley Climate Change Assessment	District of Invermere	\$1,000.00	\$500.00
	Electoral Area F	\$2,000.00	\$0.00
	Electoral Area G	\$500.00	\$500.00
		<u>\$3,500.00</u>	<u>\$1,000.00</u>
Columbia Valley Rockies Booster Society			
Equipment Upgrades for Hosting KIJHL Junior B Hockey Games	District of Invermere	\$5,750.00	\$4,000.00
	Electoral Area F	\$1,650.00	\$1,200.00
	Electoral Area G	\$750.00	\$750.00
	Village of Canal Flats	\$500.00	\$500.00
	Village of Radium Hot Springs	\$500.00	\$500.00
		<u>\$9,150.00</u>	<u>\$6,950.00</u>

Organization/ Project	Basin Communities	Requested Funding	Recommended Funding
Columbia Valley Skating Club			
Columbia Valley Canskate Program	District of Invermere	\$2,000.00	\$1,500.00
	Electoral Area F	\$1,880.00	\$1,500.00
	Electoral Area G	\$1,000.00	\$500.00
	Village of Canal Flats	\$1,500.00	\$750.00
	Village of Radium Hot Springs	\$1,000.00	\$0.00
		<u>\$7,380.00</u>	<u>\$4,250.00</u>
Columbia Valley Tourism Marketing Society			
Tourism Marketing Project Coordinator	District of Invermere	\$7,000.00	\$2,500.00
	Electoral Area F	\$7,000.00	\$2,000.00
	Electoral Area G	\$3,000.00	\$2,000.00
	Village of Radium Hot Springs	\$7,000.00	\$2,500.00
		<u>\$24,000.00</u>	<u>\$9,000.00</u>
Columbia Valley Youth Soccer Association			
Soccer Youth Skill Development Program	District of Invermere	\$1,500.00	\$1,500.00
	Electoral Area F	\$1,000.00	\$800.00
		<u>\$2,500.00</u>	<u>\$2,300.00</u>
Community Connections Society of Southeast BC			
Sponsoring: Over the Rainbow Family Services			
Breastfeeding Mamas!	City of Cranbrook	\$4,000.00	\$4,000.00
	City of Fernie	\$2,000.00	\$2,000.00
	City of Kimberley	\$3,000.00	\$1,462.00
	District of Invermere	\$3,000.00	\$1,000.00
	District of Sparwood	\$3,000.00	\$1,269.98
	Electoral Area A	\$2,000.00	\$1,500.00
	Electoral Area C - CI	\$4,000.00	\$4,000.00
	Electoral Area F	\$2,000.00	\$500.00
	Electoral Area G	\$0.00	\$200.00
		<u>\$23,000.00</u>	<u>\$15,931.98</u>
Community Connections Society of Southeast BC			
Bus Rides for Access	City of Kimberley	\$250.00	\$212.00
Community Connections Society of Southeast BC			
Cranbrook Food Rescue Coalition - Year 1 Program Initiation	City of Cranbrook	\$21,606.00	\$21,606.00
Community Connections Society of Southeast BC			
FoodFit Program	City of Cranbrook	\$5,800.00	\$5,800.00

Organization/ Project	Basin Communities	Requested Funding	Recommended Funding
Community Connections Society of Southeast BC			
Safe Ride for Kids	City of Cranbrook	\$1,300.00	\$1,300.00
	Electoral Area C - CI	\$430.00	\$430.00
		<u>\$1,730.00</u>	<u>\$1,730.00</u>
Community Connections Society of Southeast BC			
Walk in Counselling Clinic	City of Cranbrook	\$10,000.00	\$10,000.00
	City of Kimberley	\$3,000.00	\$1,122.00
	Electoral Area C - CI	\$2,000.00	\$2,000.00
		<u>\$15,000.00</u>	<u>\$13,122.00</u>
Community Foundation of the Kootenay Rockies			
Endowment Growth	City of Cranbrook	\$4,250.00	\$0.00
	City of Fernie	\$1,250.00	\$0.00
	District of Elkford	\$1,250.00	\$1,250.00
	District of Sparwood	\$1,250.00	\$829.90
	Electoral Area A	\$750.00	\$750.00
	Electoral Area B - CI	\$500.00	\$0.00
	Electoral Area C - CI	\$500.00	\$0.00
		<u>\$9,750.00</u>	<u>\$2,829.90</u>
Conrad Kain Centennial Society			
2019 Teen Bugaboo Camp	City of Cranbrook	\$900.00	\$900.00
	City of Kimberley	\$900.00	\$0.00
	District of Invermere	\$600.00	\$600.00
	Electoral Area C - CI	\$300.00	\$300.00
	Electoral Area E	\$300.00	\$0.00
	Electoral Area F	\$300.00	\$300.00
	Electoral Area G	\$600.00	\$600.00
	Village of Radium Hot Springs	\$600.00	\$0.00
		<u>\$4,500.00</u>	<u>\$2,700.00</u>

Organization/ Project	Basin Communities	Requested Funding	Recommended Funding
Cranbrook and District 4-H Council			
Storage Facility Painting/Event Mobility/Ag for All Weekend	City of Cranbrook	\$2,000.00	\$2,000.00
	City of Fernie	\$500.00	\$500.00
	City of Kimberley	\$500.00	\$0.00
	District of Elkford	\$500.00	\$0.00
	District of Invermere	\$500.00	\$0.00
	District of Sparwood	\$500.00	\$189.70
	Electoral Area A	\$1,500.00	\$1,500.00
	Electoral Area B - CI	\$2,000.00	\$0.00
	Electoral Area C - CI	\$2,000.00	\$2,000.00
	Electoral Area E	\$500.00	\$500.00
	Electoral Area F	\$250.00	\$0.00
	Electoral Area G	\$250.00	\$0.00
	Village of Canal Flats	\$250.00	\$0.00
	Village of Radium Hot Springs	\$250.00	\$0.00
		<u>\$11,500.00</u>	<u>\$6,689.70</u>
Cranbrook and District Arts Council			
Publication of Illustrated Children's Book Fourteen Trumpeting Elephants	City of Cranbrook	\$11,000.00	\$11,000.00
	Electoral Area C - CI	\$1,000.00	\$1,000.00
		<u>\$12,000.00</u>	<u>\$12,000.00</u>
Cranbrook Farmer's Market Society			
Kooltural Market	City of Cranbrook	\$2,700.00	\$2,700.00
	City of Kimberley	\$350.00	\$0.00
	Electoral Area C - CI	\$425.00	\$425.00
	Electoral Area E	\$425.00	\$250.00
		<u>\$3,900.00</u>	<u>\$3,375.00</u>
Cranbrook Farmer's Market Society			
Old Koots	City of Cranbrook	\$2,680.00	\$0.00
	Electoral Area C - CI	\$250.00	\$250.00
	Electoral Area E	\$250.00	\$0.00
		<u>\$3,180.00</u>	<u>\$250.00</u>
Cranbrook Multi-Cultural Society			
2019 Cranbrook Multi-Cultural Festival	City of Cranbrook	\$8,000.00	\$8,000.00
	Electoral Area C - CI	\$2,000.00	\$2,000.00
		<u>\$10,000.00</u>	<u>\$10,000.00</u>

Organization/ Project	Basin Communities	Requested Funding	Recommended Funding
Cranbrook Pickleball Club			
Kinsmen Tennis Courts Conversion to Pickleball Courts	City of Cranbrook	\$67,744.00	\$45,000.00
Cranbrook Public Library			
The Library in the Community	City of Cranbrook	\$13,451.00	\$13,451.00
	Electoral Area C - CI	\$3,988.00	\$3,988.00
		<u>\$17,439.00</u>	<u>\$17,439.00</u>
Cranbrook Society for Community Living			
Summer Recreation Program	City of Cranbrook	\$6,000.00	\$6,000.00
	City of Fernie	\$750.00	\$750.00
	City of Kimberley	\$1,000.00	\$462.00
	District of Invermere	\$1,000.00	\$500.00
	Electoral Area C - CI	\$2,000.00	\$2,000.00
		<u>\$10,750.00</u>	<u>\$9,712.00</u>
Cristoforo Colombo Lodge #14 of Cranbrook British Columbia			
Handicap Access to Clubroom	City of Cranbrook	\$50,000.00	\$0.00
	Electoral Area C - CI	\$10,364.00	\$0.00
		<u>\$60,364.00</u>	<u>\$0.00</u>
District of Sparwood			
Sponsoring: Friends of the Sparwood Dog Park			
Sparwood Dog Park	District of Sparwood	\$5,000.00	\$2,807.43
Edgewater Recreation Society			
Recreation Furnishings	Electoral Area G	\$5,000.00	\$4,500.00
Elk Valley Air Search and Rescue Association			
Purchase and Enhancement of Essential Equipment	City of Fernie	\$4,000.00	\$2,000.00
	District of Elkford	\$4,000.00	\$2,000.00
	District of Sparwood	\$4,000.00	\$2,522.89
	Electoral Area A	\$4,000.00	\$2,500.00
	Electoral Area B - AA	\$4,000.00	\$3,343.49
		<u>\$20,000.00</u>	<u>\$12,366.38</u>

Organization/ Project	Basin Communities	Requested Funding	Recommended Funding
Elk Valley Critical Incident Response Team			
Elk Valley Critical Incident Response Team	City of Fernie	\$3,000.00	\$3,000.00
	District of Elkford	\$2,500.00	\$2,500.00
	District of Sparwood	\$2,500.00	\$1,373.25
	Electoral Area A	\$1,250.00	\$1,250.00
	Electoral Area B - AA	\$1,250.00	\$1,250.00
		<u>\$10,500.00</u>	<u>\$9,373.25</u>
Elk Valley Society for Community Living			
Summer Program for Children with Special Needs	City of Fernie	\$3,000.00	\$3,000.00
	District of Sparwood	\$3,000.00	\$1,951.11
	Electoral Area A	\$3,000.00	\$3,000.00
		<u>\$9,000.00</u>	<u>\$7,951.11</u>
Elkford Arts Council Society			
Elkford Art Studio Feasibility Study	District of Elkford	\$8,180.00	\$1,700.00
	District of Sparwood	\$500.00	\$347.83
	Electoral Area A	\$1,000.00	\$500.00
		<u>\$9,680.00</u>	<u>\$2,547.83</u>
Elkford Nordic Ski Club			
Snowmobile Replacement Program	District of Elkford	\$10,000.00	\$5,000.00
Elkford Public Library Association			
Upgrade Public Computers and Circulation Desk Computer	District of Elkford	\$9,000.00	\$9,000.00
Elkford Snowmobile Association			
Upgraded Groomer / Snow Cat	District of Elkford	\$70,000.00	\$0.00
Fairmont Community Association			
Fairmont Bike Walk Path Phase 2	Electoral Area F	\$12,000.00	\$10,950.00
Family Dynamix Association			
Youth Leadership and Teambuilding	District of Invermere	\$2,150.00	\$2,150.00
	Electoral Area F	\$2,150.00	\$2,000.00
	Electoral Area G	\$750.00	\$750.00
	Village of Canal Flats	\$1,000.00	\$1,000.00
	Village of Radium Hot Springs	\$1,000.00	\$1,000.00
		<u>\$7,050.00</u>	<u>\$6,900.00</u>
Fernie and District Arts Council			
Youth Arts Engagement	City of Fernie	\$4,000.00	\$2,500.00

Organization/ Project	Basin Communities	Requested Funding	Recommended Funding
Fernie Nordic Society			
Elk Valley Nordic Centre (EVNC) Communications Protocol	City of Fernie	\$3,000.00	\$3,000.00
	Electoral Area A	\$2,140.00	\$1,787.70
		<u>\$5,140.00</u>	<u>\$4,787.70</u>
Fernie Pets Society			
Elk Valley Spay Neuter Incentive Program (SNIP)	City of Fernie	\$3,000.00	\$3,000.00
	District of Elkford	\$1,500.00	\$0.00
	District of Sparwood	\$6,000.00	\$1,027.49
	Electoral Area A	\$1,500.00	\$1,500.00
		<u>\$12,000.00</u>	<u>\$5,527.49</u>
Fernie Pets Society			
Railyard Dog Park Fencing	City of Fernie	\$20,000.00	\$20,000.00
Fernie Pride Society			
Elk Valley Pride Festival	City of Fernie	\$3,000.00	\$2,000.00
	District of Elkford	\$1,500.00	\$0.00
	District of Sparwood	\$1,500.00	\$596.23
	Electoral Area A	\$500.00	\$500.00
	Electoral Area B - CI	\$500.00	\$0.00
		<u>\$7,000.00</u>	<u>\$3,096.23</u>
Fisher Peak Performing Artists Society			
Summer Sounds and Dancing in the Park 2019 with the Peak Music Festival 2019	City of Cranbrook	\$35,859.00	\$25,000.00
Frank J. Mitchell Elementary School			
Sponsoring: Frank J. Mitchell Elementary School Parent Advisory Council			
Additional Playground	District of Sparwood	\$7,000.00	\$2,915.83
Frank J. Mitchell Elementary School			
Young Author's, Citizen Scientists	District of Sparwood	\$5,000.00	\$1,625.93

Organization/ Project	Basin Communities	Requested Funding	Recommended Funding
Freshwater Fisheries Society of BC			
Kootenay Trout Hatchery (KTH) Outreach Programs 2019-2020	City of Cranbrook	\$1,500.00	\$1,500.00
	City of Fernie	\$1,000.00	\$1,000.00
	City of Kimberley	\$500.00	\$0.00
	District of Elkford	\$1,000.00	\$0.00
	District of Sparwood	\$500.00	\$355.67
	Electoral Area A	\$500.00	\$500.00
	Electoral Area B - AA	\$2,500.00	\$2,000.00
	Electoral Area C - AA	\$45,000.00	\$31,724.11
		<u>\$52,500.00</u>	<u>\$37,079.78</u>
Friends of Fort Steele Society			
Revitalization of the Heritage Gardens at Fort Steele Heritage Town	Electoral Area C - CI	\$5,000.00	\$5,000.00
Friends of Lake Koochanusa Society			
Waldo Cove Maintenance and Improvement Projects 2019/2020	Electoral Area B - CI	\$10,200.00	\$10,200.00
Friends of the Cranbrook Public Library			
Imagine the Possibilities!	City of Cranbrook	\$11,111.00	\$11,111.00
	Electoral Area C - CI	\$3,278.00	\$3,278.00
		<u>\$14,389.00</u>	<u>\$14,389.00</u>
Friends of the Kimberley Public Library			
Children's Room Furniture	City of Kimberley	\$3,500.00	\$2,862.00
	Electoral Area E	\$250.00	\$250.00
		<u>\$3,750.00</u>	<u>\$3,112.00</u>
Headwaters Arts Society			
Mixed Media Workshop and Interpretive Sign for the Discover Centre Mural	Electoral Area F	\$250.00	\$250.00
	Village of Canal Flats	\$1,690.00	\$1,690.00
		<u>\$1,940.00</u>	<u>\$1,940.00</u>

Organization/ Project	Basin Communities	Requested Funding	Recommended Funding
Hospice Society of the Columbia Valley			
Volunteer Visitor Bereavement Training and Advanced Visitor Training in Understanding Traumatic/Complicated Grief, Marketing and Educational Tools	District of Invermere	\$2,130.00	\$1,630.00
	Electoral Area F	\$2,130.00	\$2,000.00
	Electoral Area G	\$900.00	\$900.00
	Village of Canal Flats	\$900.00	\$700.00
	Village of Radium Hot Springs	\$900.00	\$900.00
		<u>\$6,960.00</u>	<u>\$6,130.00</u>
Invermere Companion Animal Network Society			
TNR (Trap/Neuter/Release) Feral Cats	District of Invermere	\$500.00	\$500.00
	Electoral Area F	\$525.00	\$500.00
	Electoral Area G	\$2,675.00	\$2,000.00
	Village of Radium Hot Springs	\$300.00	\$0.00
		<u>\$4,000.00</u>	<u>\$3,000.00</u>
J.A. Laird Elementary School			
Accessible Community Outdoor Learning Space	District of Invermere	\$3,500.00	\$3,500.00
	Electoral Area F	\$1,500.00	\$500.00
	Electoral Area G	\$0.00	\$324.27
		<u>\$5,000.00</u>	<u>\$4,324.27</u>
Jaffray Elementary Junior Secondary School			
Sponsoring: JEJSS Parent Advisory Council			
Sand Creek Accessible Paved Track	Electoral Area B - CI	\$57,805.00	\$15,000.00
Key City Gymnastics Society			
Inclusive Programming Equipment	City of Cranbrook	\$14,100.00	\$14,100.00
	Electoral Area C - CI	\$3,687.00	\$3,687.00
		<u>\$17,787.00</u>	<u>\$17,787.00</u>
Key City Theatre Society			
Stage Surface Replacement	City of Cranbrook	\$21,000.00	\$21,000.00
	City of Kimberley	\$3,000.00	\$1,262.00
	Electoral Area C - CI	\$6,000.00	\$6,000.00
		<u>\$30,000.00</u>	<u>\$28,262.00</u>
Kimberley Arts Council - Centre 64			
Kimberley First Saturday 2019	City of Kimberley	\$5,000.00	\$4,162.00
	Electoral Area E	\$500.00	\$250.00
		<u>\$5,500.00</u>	<u>\$4,412.00</u>

Organization/ Project	Basin Communities	Requested Funding	Recommended Funding
Kimberley Arts Council - Centre 64			
Kimberley Kaleidoscope Arts Festival 2019	City of Kimberley	\$5,000.00	\$4,062.00
	Electoral Area E	\$500.00	\$250.00
		<u>\$5,500.00</u>	<u>\$4,312.00</u>
Kimberley Arts Council - Centre 64			
Kimberley Summer Playhouse	City of Cranbrook	\$1,000.00	\$0.00
*application withdrawn by organization	City of Kimberley	\$6,000.00	\$0.00
	Electoral Area C - CI	\$500.00	\$0.00
	Electoral Area E	\$1,000.00	\$0.00
		<u>\$8,500.00</u>	<u>\$0.00</u>
Kimberley District Heritage Society			
Sponsoring: SWIM (Seniors Wellness in Motion)			
S.W.I.M. (Seniors Wellness in Motion)	City of Kimberley	\$10,000.00	\$7,299.10
	Electoral Area E	\$500.00	\$500.00
		<u>\$10,500.00</u>	<u>\$7,799.10</u>
Kimberley Skating Club			
Track-mounted Figure Skating Harness	City of Kimberley	\$4,568.00	\$3,489.20
Kimberley Trails Society			
Sponsoring: Friends of Lois Creek			
Lois Creek Goat	City of Kimberley	\$10,200.00	\$4,362.00
Kimberley Trails Society			
Magic Line Trail Upgrade and Repairs	City of Kimberley	\$16,240.00	\$3,782.00
Kimberley Trails Society			
Sponsoring: Friends of Lois Creek			
Mainstreams	City of Kimberley	\$8,780.00	\$1,362.00
Kimberley Wellness Foundation (Healthy Kimberley)			
Sponsoring: Swan Sub Park Project			
Swan Sub Park	City of Kimberley	\$10,000.00	\$7,412.00
Kootenay Columbia Air Search and Rescue			
Search and Rescue Flight Training Costs and Communications Upgrade	City of Cranbrook	\$9,500.00	\$9,500.00
	City of Kimberley	\$4,000.00	\$3,241.34
	Electoral Area C - CI	\$2,500.00	\$2,500.00
	Electoral Area E	\$2,500.00	\$0.00
		<u>\$18,500.00</u>	<u>\$15,241.34</u>

Organization/ Project	Basin Communities	Requested Funding	Recommended Funding
Kootenay East Youth Soccer Association			
Program Upgrades	City of Cranbrook	\$11,600.00	\$4,500.00
	City of Fernie	\$1,000.00	\$1,000.00
	City of Kimberley	\$4,000.00	\$662.00
	Electoral Area A	\$400.00	\$400.00
	Electoral Area B - CI	\$400.00	\$0.00
	Electoral Area C - CI	\$5,000.00	\$5,000.00
		<u>\$22,400.00</u>	<u>\$11,562.00</u>
Kootenay Livestock Association			
Agriculture in the Classroom	City of Cranbrook	\$1,600.00	\$1,600.00
	City of Fernie	\$1,050.00	\$1,050.00
	District of Elkford	\$150.00	\$150.00
	District of Invermere	\$800.00	\$200.00
	Electoral Area C - CI	\$300.00	\$300.00
	Electoral Area F	\$200.00	\$200.00
	Electoral Area G	\$0.00	\$100.00
	Village of Canal Flats	\$100.00	\$100.00
	Village of Radium Hot Springs	\$100.00	\$200.00
		<u>\$4,300.00</u>	<u>\$3,900.00</u>
Lake Windermere District Rod & Gun Club			
2019 Community Range Upgrades	District of Invermere	\$3,800.00	\$1,000.00
	Electoral Area F	\$3,800.00	\$3,000.00
	Electoral Area G	\$2,500.00	\$2,000.00
	Village of Radium Hot Springs	\$5,625.00	\$3,000.00
		<u>\$15,725.00</u>	<u>\$9,000.00</u>
Lions Club of Sand Creek			
Sponsoring: Galloway Curling Club			
Purchase and Installation of Water Distillation Apparatus	Electoral Area B - CI	\$1,904.00	\$1,904.00
Mainstreams Environmental Society			
Engaging Kimberley Watershed 2019-20	City of Kimberley	\$10,401.00	\$6,842.20
Meadowbrook Community Association			
McGinty Lake Education and Awareness	City of Kimberley	\$2,000.00	\$1,362.00
	Electoral Area E	\$2,000.00	\$2,000.00
		<u>\$4,000.00</u>	<u>\$3,362.00</u>

Organization/ Project	Basin Communities	Requested Funding	Recommended Funding
Meadowbrook Community Association			
Recreational Area Development	City of Kimberley	\$4,500.00	\$362.00
	Electoral Area E	\$9,000.00	\$1,952.60
		<u>\$13,500.00</u>	<u>\$2,314.60</u>
Michel Natal Sparwood Heritage Society			
Strategic Plan	District of Sparwood	\$5,500.00	\$2,997.12
Mountain Meadows Golf Club Society			
Clubhouse Roof Replacement	District of Elkford	\$25,095.00	\$0.00
Northern BC Friends of Children - East Kootenay Branch			
East Kootenay Family Support	City of Cranbrook	\$8,000.00	\$8,000.00
	City of Fernie	\$2,000.00	\$2,000.00
	City of Kimberley	\$2,500.00	\$2,262.00
	District of Elkford	\$1,000.00	\$1,000.00
	District of Sparwood	\$1,500.00	\$569.07
		<u>\$15,000.00</u>	<u>\$13,831.07</u>
NorthStar Rails to Trails Society			
Rails to Trails Enhancement and Improvement	City of Cranbrook	\$49,680.00	\$30,000.00
	City of Kimberley	\$13,248.00	\$4,898.94
	Electoral Area C - CI	\$14,904.00	\$6,598.63
	Electoral Area E	\$4,968.00	\$2,000.00
		<u>\$82,800.00</u>	<u>\$43,497.57</u>
Pine Ridge Roping Club			
Sponsoring: Kootenay Barrel Racing Association			
Wycliffe Exhibition Grounds - Arena Footing Improvements	Electoral Area A	\$3,300.00	\$0.00
	Electoral Area B - CI	\$4,950.00	\$0.00
	Electoral Area C - AA	\$18,150.00	\$13,215.00
	Electoral Area C - CI	\$0.00	\$4,935.00
	Electoral Area E	\$6,600.00	\$0.00
		<u>\$33,000.00</u>	<u>\$18,150.00</u>
Radium Hot Springs Public Library			
Technological Enhancements	Electoral Area F	\$500.00	\$250.00
	Electoral Area G	\$1,000.00	\$1,000.00
	Village of Radium Hot Springs	\$5,431.00	\$5,681.00
		<u>\$6,931.00</u>	<u>\$6,931.00</u>
RavenStone Viking Settlement CCC			
Kimberley Viking Festival	City of Kimberley	\$7,500.00	\$862.00

Organization/ Project	Basin Communities	Requested Funding	Recommended Funding
Reel Canadian Film Festival Society			
Reel Canadian Film Festival	City of Fernie	\$4,000.00	\$2,000.00
	District of Sparwood	\$1,000.00	\$407.84
		<u>\$5,000.00</u>	<u>\$2,407.84</u>
Rotary Club of Cranbrook			
Junior Chamber International Idlewild Ridge Trail	City of Cranbrook	\$66,915.00	\$30,000.00
	Electoral Area C - CI	\$66,914.00	\$30,000.00
		<u>\$133,829.00</u>	<u>\$60,000.00</u>
Rotary Club of Cranbrook Sunrise			
Kootenay Rockies Gran Fondo	City of Cranbrook	\$1,500.00	\$0.00
	City of Kimberley	\$1,000.00	\$262.00
	Electoral Area C - CI	\$500.00	\$0.00
	Electoral Area E	\$500.00	\$0.00
		<u>\$3,500.00</u>	<u>\$262.00</u>
Rotary Club of Radium Hot Springs Sunrise			
Rotary Splash Park	Electoral Area G	\$2,000.00	\$2,000.00
	Village of Radium Hot Springs	\$18,000.00	\$16,123.26
		<u>\$20,000.00</u>	<u>\$18,123.26</u>
Royal Canadian Legion – Branch #81			
Repairs to Legion Roof	District of Sparwood	\$6,000.00	\$3,539.10
Rushmere Community Association			
Rushmere FireSmart 2019	Electoral Area F	\$1,000.00	\$1,000.00
Sam Steele Society			
2019 Sam Steele Days	City of Cranbrook	\$23,500.00	\$17,830.00
	Electoral Area C - CI	\$5,500.00	\$5,500.00
		<u>\$29,000.00</u>	<u>\$23,330.00</u>
Sand Creek Community Club			
Sponsoring: First Community Trail Organization			
Community Trail Program	Electoral Area B - CI	\$9,500.00	\$2,606.56
Sand Creek Community Club			
Timber Frame Pavilion	Electoral Area B - AA	\$39,158.00	\$22,655.95

Organization/ Project	Basin Communities	Requested Funding	Recommended Funding
Scouts Canada EK High Ropes			
SHREAKS High Ropes Preservation and Safety Upgrades	City of Cranbrook	\$11,383.00	\$11,383.00
	City of Kimberley	\$5,691.00	\$3,001.20
	Electoral Area C - CI	\$2,500.00	\$2,500.00
	Electoral Area E	\$2,500.00	\$1,500.00
		<u>\$22,074.00</u>	<u>\$18,384.20</u>
Senior Citizens Club of Fernie and District			
Senior Citizens Club 60th Anniversary Celebrations	City of Fernie	\$2,000.00	\$2,000.00
	Electoral Area A	\$1,500.00	\$1,500.00
		<u>\$3,500.00</u>	<u>\$3,500.00</u>
South Country Housing Project Society			
Pinewood Manor Hot Water Tanks	Electoral Area B - AA	\$9,741.00	\$9,741.00
Spark Youth Society			
Youth Drop In for Safety and Belonging & Creating an After School Community Service for Parents	City of Kimberley	\$15,000.00	\$9,077.34
Sparwood and District Chamber of Commerce			
Water Fountain	District of Sparwood	\$4,500.00	\$2,137.18
Sparwood Coal Miner Days Society			
Coal Miner Days 2019	District of Sparwood	\$7,000.00	\$3,403.60
	Electoral Area A	\$4,000.00	\$3,000.00
		<u>\$11,000.00</u>	<u>\$6,403.60</u>
Sparwood Golf Club			
Irrigation Upgrades to Golf Course and Driving Range	District of Sparwood	\$7,043.00	\$3,539.10
	Electoral Area A	\$2,500.00	\$1,000.00
		<u>\$9,543.00</u>	<u>\$4,539.10</u>
Sparwood Lions Club			
Sparwood Lions Bingo Studio	District of Elkford	\$2,000.00	\$2,000.00
	District of Sparwood	\$9,500.00	\$5,110.82
	Electoral Area A	\$1,000.00	\$1,000.00
		<u>\$12,500.00</u>	<u>\$8,110.82</u>

Organization/ Project	Basin Communities	Requested Funding	Recommended Funding
Sparwood Minor Soccer Association			
Field Liner	District of Sparwood	\$3,000.00	\$2,100.16
	Electoral Area A	\$1,000.00	\$1,000.00
		<u>\$4,000.00</u>	<u>\$3,100.16</u>
Sparwood Old Age Pensioners Society			
Seniors Helping Seniors!	District of Sparwood	\$7,200.00	\$3,611.18
Sparwood Trail Alliance			
Power Line ByPass Trail	District of Sparwood	\$7,303.00	\$3,241.42
	Electoral Area A	\$1,000.00	\$1,000.00
		<u>\$8,303.00</u>	<u>\$4,241.42</u>
Special Olympics British Columbia Kimberley/Cranbrook			
Cross Country Ski Team Backpacks	City of Cranbrook	\$1,200.00	\$1,200.00
	City of Kimberley	\$607.00	\$546.20
		<u>\$1,807.00</u>	<u>\$1,746.20</u>
SQx Danza			
Anti-Bullying Movement Program	Electoral Area B - CI	\$4,000.00	\$0.00
St. Mary Valley Rural Residents Association			
2019-2020 Projects (3)	Electoral Area E	\$4,650.00	\$4,350.00
Steamboat Mountain Music Society			
Steamboat Mountain Music Festival	District of Invermere	\$1,000.00	\$1,000.00
	Electoral Area G	\$3,000.00	\$3,000.00
	Village of Radium Hot Springs	\$1,000.00	\$0.00
		<u>\$5,000.00</u>	<u>\$4,000.00</u>
Sullivan Mine & Railway Historical Society			
Sullivan Mine Boiler Display Completion	City of Kimberley	\$9,000.00	\$4,862.00
	Electoral Area E	\$3,000.00	\$1,000.00
		<u>\$12,000.00</u>	<u>\$5,862.00</u>
Summit Community Services Society			
Full STEAM Tech Club – Youth Mentorship	City of Kimberley	\$4,680.00	\$4,270.00
Sunset Ridge Ski Society			
Website Reconstruction	District of Sparwood	\$2,650.00	\$1,228.92

Organization/ Project	Basin Communities	Requested Funding	Recommended Funding
Symphony of the Kootenays Association			
Divas' Homecoming	City of Cranbrook	\$2,000.00	\$2,000.00
	City of Fernie	\$1,000.00	\$1,000.00
	City of Kimberley	\$2,000.00	\$1,062.00
	Electoral Area C - CI	\$2,000.00	\$2,000.00
	Electoral Area E	\$980.00	\$0.00
		<u>\$7,980.00</u>	<u>\$6,062.00</u>
The Elkford Community Enhancement Society			
Devonian Playground Project Phase 2	District of Elkford	\$14,000.00	\$12,634.52
	Electoral Area A	\$2,000.00	\$2,000.00
		<u>\$16,000.00</u>	<u>\$14,634.52</u>
The Triangle Women's Institute			
Pioneer Hall Enhancements	Electoral Area B - AA	\$29,652.00	\$25,340.17
Therapeutic Paws of Canada - Cranbrook/Kimberley Team			
Paws to Read Program	City of Cranbrook	\$2,250.00	\$2,250.00
Toby Creek Nordic Ski Club			
Junior Development Program Expansion	District of Invermere	\$2,500.00	\$2,000.00
	Electoral Area F	\$2,500.00	\$2,000.00
	Electoral Area G	\$500.00	\$500.00
	Village of Radium Hot Springs	\$500.00	\$0.00
		<u>\$6,000.00</u>	<u>\$4,500.00</u>
United Way East Kootenay			
Life Kit Info Package, Phase II	City of Cranbrook	\$20,000.00	\$5,000.00
	City of Fernie	\$15,000.00	\$5,000.00
	City of Kimberley	\$10,000.00	\$3,162.00
	District of Elkford	\$5,000.00	\$5,000.00
	District of Sparwood	\$5,000.00	\$1,732.83
	Electoral Area B - CI	\$5,000.00	\$0.00
	Electoral Area C - CI	\$5,000.00	\$5,000.00
	Electoral Area E	\$5,000.00	\$2,000.00
		<u>\$70,000.00</u>	<u>\$26,894.83</u>
Valley Fitness Society			
Accessibility at Valley Fitness Centre	District of Invermere	\$3,500.00	\$3,500.00
	Electoral Area F	\$750.00	\$750.00
	Village of Radium Hot Springs	\$750.00	\$0.00
		<u>\$5,000.00</u>	<u>\$4,250.00</u>

Organization/ Project	Basin Communities	Requested Funding	Recommended Funding
Valley Riders			
Valley Riders Grounds Enhancements	District of Sparwood	\$6,600.00	\$2,473.44
	Electoral Area A	\$2,500.00	\$2,500.00
		<u>\$9,100.00</u>	<u>\$4,973.44</u>
Village of Canal Flats			
Canal Flats Beautification	Village of Canal Flats	\$4,500.00	\$0.00
Village of Canal Flats			
Sponsoring: Canal Flats History and Culture Project			
Canal Flats History and Culture	Village of Canal Flats	\$2,000.00	\$1,000.00
Village of Canal Flats			
Sponsoring: Canal Flats Seniors Group			
Paint the Canal Flats Seniors Centre	Village of Canal Flats	\$4,358.00	\$0.00
Village of Canal Flats			
Picnic Tables at Lions Park	Village of Canal Flats	\$9,000.00	\$9,000.00
Wapiti Ski Club			
Wapiti Ski Lodge Roof Repair	City of Fernie	\$2,500.00	\$0.00
	District of Elkford	\$10,000.00	\$0.00
	District of Sparwood	\$5,000.00	\$95.03
	Electoral Area A	\$7,500.00	\$4,000.00
	Electoral Area B - CI	\$2,500.00	\$0.00
		<u>\$27,500.00</u>	<u>\$4,095.03</u>
Wardner Community Association			
Community Activities	Electoral Area C - AA	\$6,018.00	\$6,018.00
Wardner Community Association			
Sponsoring: Mayook Community Club			
Exterior & Interior Renovations - Mayook Community School House	Electoral Area C - AA	\$31,318.00	\$20,000.00
Wasa & District Historical Association			
Improvements to the Wasa Memorial Garden	Electoral Area E	\$3,245.00	\$500.00
Wasa & District Lions Club			
Replacement of Kitchen Floor and Safety Netting	Electoral Area E	\$4,818.00	\$4,818.00
Wasa Lake Land Improvement District			
Sponsoring: Wasa Volunteer Fire Prevention and Suppression Group			
Wasa Volunteer Fire Storage Facility and Equipment Expansion	Electoral Area E	\$9,200.00	\$8,900.00

Organization/ Project	Basin Communities	Requested Funding	Recommended Funding
Wasa Recreation Society			
Commercial Kitchen Stainless Steel Countertop Replacement	City of Kimberley	\$200.00	\$0.00
	Electoral Area C - CI	\$100.00	\$100.00
	Electoral Area E	\$1,000.00	\$1,000.00
		<u>\$1,300.00</u>	<u>\$1,100.00</u>
Wildhorse Cycling Club			
Cranbrook Winter Trail Grooming	City of Cranbrook	\$4,500.00	\$4,500.00
	Electoral Area C - CI	\$1,000.00	\$1,000.00
		<u>\$5,500.00</u>	<u>\$5,500.00</u>
Wildsight Elk Valley Branch			
Fernie Fall Fair	City of Fernie	\$2,500.00	\$2,000.00
	Electoral Area A	\$1,500.00	\$1,500.00
		<u>\$4,000.00</u>	<u>\$3,500.00</u>
Wildsight Invermere Branch			
Columbia Valley Electric Vehicle Share	District of Invermere	\$0.00	\$2,000.00
	Electoral Area F	\$4,800.00	\$0.00
	Electoral Area G	\$200.00	\$200.00
		<u>\$5,000.00</u>	<u>\$2,200.00</u>
Wildsight Kimberley/Cranbrook			
Apple Capture Community Connection	City of Cranbrook	\$2,900.00	\$2,900.00
	City of Kimberley	\$1,060.00	\$836.00
	Electoral Area C - CI	\$270.00	\$270.00
	Electoral Area E	\$550.00	\$550.00
		<u>\$4,780.00</u>	<u>\$4,556.00</u>
Wildsight Kimberley/Cranbrook			
Waste Wise Station Launch	City of Cranbrook	\$1,000.00	\$1,000.00
	City of Kimberley	\$1,620.00	\$646.00
		<u>\$2,620.00</u>	<u>\$1,646.00</u>
Windermere Elementary School			
Forest Classroom	Electoral Area F	\$5,000.00	\$4,250.00

Organization/ Project	Basin Communities	Requested Funding	Recommended Funding
Windermere Valley Saddle Club Society			
2019/20 Horse Clinics	District of Invermere	\$3,500.00	\$2,000.00
	Electoral Area F	\$2,000.00	\$1,500.00
	Electoral Area G	\$960.00	\$960.00
	Village of Canal Flats	\$750.00	\$0.00
	Village of Radium Hot Springs	\$750.00	\$0.00
		<u>\$7,960.00</u>	<u>\$4,460.00</u>
Windermere Valley Youth Centre Society			
Level Up - Youth Mental Health Initiatives	District of Invermere	\$2,800.00	\$2,800.00
	Electoral Area F	\$2,800.00	\$2,500.00
	Electoral Area G	\$1,500.00	\$1,500.00
	Village of Canal Flats	\$1,900.00	\$1,000.00
	Village of Radium Hot Springs	\$1,500.00	\$1,500.00
		<u>\$10,500.00</u>	<u>\$9,300.00</u>
Wings Over the Rockies			
Wings over the Rockies Festival 2.5	District of Invermere	\$2,000.00	\$2,000.00
	Electoral Area E	\$500.00	\$0.00
	Electoral Area F	\$2,500.00	\$2,000.00
	Electoral Area G	\$2,500.00	\$2,500.00
	Village of Canal Flats	\$500.00	\$250.00
	Village of Radium Hot Springs	\$944.00	\$0.00
		<u>\$8,944.00</u>	<u>\$6,750.00</u>
	Totals:	<u>\$2,107,518.00</u>	<u>\$1,228,659.64</u>

**Columbia Basin Trust Community Initiatives and Affected Areas Programs
2019/2020
Funding Allocations by Jurisdiction**

Community Initiatives

City of Cranbrook

Organization & Sponsored Organization	Project Name	Funds Available	Allocation	Balance
Aids Network Outreach and Support Society	Farmers Market Nutrition Program ANKORS		\$3,360.00	
Aids Network Outreach and Support Society	Love Your Health		\$5,680.00	
Blue Lake Forest Education Society	Blue Paddle		\$4,253.00	
British Columbia Society for the Prevention of Cruelty to Animals - East Kootenay Branch	Low Cost Spay/Neuter		\$10,000.00	
Columbia Basin Institute of Regional History	Missing Places: Cranbrook & Mineral Lake		\$6,175.00	
Community Connections Society of Southeast BC (Over the Rainbows Family Services)	Breastfeeding Mamas!		\$4,000.00	
Community Connections Society of Southeast BC	Cranbrook Food Rescue Coalition - Year 1 Program Initiation		\$21,606.00	
Community Connections Society of Southeast BC	FoodFit Program		\$5,800.00	
Community Connections Society of Southeast BC	Safe Ride for Kids		\$1,300.00	
Community Connections Society of Southeast BC	Walk in Counselling Clinic		\$10,000.00	
Conrad Kain Centennial Society	2019 Teen Bugaboo Camp		\$900.00	
Cranbrook and District 4-H Council	Storage Facility Painting/Event Mobility/Ag fpr All Weekend		\$2,000.00	
Cranbrook and District Arts Council	Publication of Illustrated Children's Book Fourteen Trumpeting Elephants		\$11,000.00	
Cranbrook Farmer's Market Society	Kooltural Markets		\$2,700.00	
Cranbrook Multi-Cultural Society	2019 Cranbrook Multi-Cultural Festival		\$8,000.00	
Cranbrook Pickleball Club	Kinsmen Tennis Courts Conversion to Pickleball Courts		\$45,000.00	
Cranbrook Public Library	The Library in the Community		\$13,451.00	
Cranbrook Society for Community Living	Summer Recreation Program		\$6,000.00	
Fisher Peak Performing Arts Society	Summer Sounds and Dancing in the Park 2019 with the Peak Music Festival 2019		\$25,000.00	
Freshwater Fisheries Society of BC	Kootenay Trout Hatchery Outreach Programs 2019-2020		\$1,500.00	
Friends of the Cranbrook Public Library	Imagine the Possibilities!		\$11,111.00	
Key City Gymnastics Society	Inclusive Programming Equipment		\$14,100.00	
Key City Theatre Society	Stage Surface Replacement		\$21,000.00	
Kootenay Columbia Air Search and Rescue	Search and Rescue Flight Training Costs and Communications Upgrade		\$9,500.00	
Kootenay East Youth Soccer Association	Program Upgrades		\$4,500.00	
Kootenay Livestock Association	Agriculture in the Classroom		\$1,600.00	
Northern BC Friends of Children - East Kootenay Branch	East Kootenay Family Support		\$8,000.00	
Northstar Rails to Trails Society	Rails to Trails Enhancement and Improvement		\$30,000.00	
Rotary Club of Cranbrook	Junior Chamber International Idlewild Ridge Trail		\$30,000.00	
Sam Steele Society	2019 Sam Steele Days		\$17,830.00	
Scouts Canada EK High Ropes	SHREAKS High Ropes Preservation and Safety Upgrades		\$11,383.00	
Special Olympics British Columbia Kimberley/Cranbrook	Cross Country Ski Team Backpacks		\$1,200.00	
Symphony of the Kootenays Association	Divas' Homecoming		\$2,000.00	
Therapeutic Paws of Canada - Cranbrook/Kimberley	Paws to Read Program		\$2,250.00	
United Way East Kootenay	Life Kit Info Package, Phase II		\$5,000.00	
Wildhorse Cycling Club	Cranbrook Winter Trail Grooming		\$4,500.00	
Wildsight Kimberley Cranbrook	Apple Capture Community Connection		\$2,900.00	
Wildsight Kimberley/Cranbrook	Waste Wise Station Launch		\$1,000.00	
Total:		\$366,599.33	\$365,599.00	\$1,000.33

**Columbia Basin Trust Community Initiatives and Affected Areas Programs
2019/2020
Funding Allocations by Jurisdiction**

City of Fernie

Organization & Sponsored Organization	Project Name	Funds Available	Allocation	Balance
Aids Network Outreach and Supporter Society	#LoveProject: - Knit for Mental Health		\$1,600.00	
Air Cadet League of Canada, 279 Elk Valley Squadron	Powered Flight Training		\$3,300.00	
Blue Lake Forest Education Society	Blue Paddle		\$1,418.00	
British Columbia Society for the Prevention of Cruelty to Animals - East Kootenay Branch	Low Cost Spay/Neuter		\$1,000.00	
Community Connections Society of Southeast BC (Over the Rainbow Family Services)	Breastfeeding Mamas!		\$2,000.00	
Cranbrook and District 4-H Council	Storage Facility Painting/Event Mobility/Ag for All Weekend		\$500.00	
Cranbrook Society for Community Living	Summer Recreation Program		\$750.00	
Elk Valley Air Search & Rescue Association	Purchase and Enhancement of Essential Equipment		\$2,000.00	
Elk Valley Critical Incident Response Team	Elk Valley Critical Incident Response Team		\$3,000.00	
Elk Valley Society for Community Living	Summer Program for Children with Special Needs		\$3,000.00	
Fernie and District Arts Council	Youth Arts Engagement		\$2,500.00	
Fernie Nordic Society	Elk Valley Nordic Centre - Communications Protocol		\$3,000.00	
Fernie Pets Society	Elk Valley Spay Neuter Incentive Program (SNIP)		\$3,000.00	
Fernie Pets Society	Railyard Dog Park Fencing		\$20,000.00	
Fernie Pride Society	Elk Valley Pride Festival		\$2,000.00	
Freshwater Fisheries Society of BC	Kootenay Trout Hatchery Outreach Programs 2019-2020		\$1,000.00	
Kootenay East Youth Soccer Association	Program Upgrades		\$1,000.00	
Kootenay Livestock Association	Agriculture in the Classroom		\$1,050.00	
Nothern BC Friends of Children Society	East Kootenay Family Support		\$2,000.00	
Reel Canadian Film Festival Society	Reel Canadian Film Festival		\$2,000.00	
Senior Citizens Club of Fernie and District	Senior Citizens Club 60th Anniversary Celebrations		\$2,000.00	
Symphony of the Kootenays Association	Divas' Homecoming		\$1,000.00	
United Way East Kootenay	Life Kit Info Package, Phase II		\$5,000.00	
Wildsight Elk Valley	Fernie Fall Fair		\$2,000.00	
Total:		\$67,048.62	\$66,118.00	\$930.62

**Columbia Basin Trust Community Initiatives and Affected Areas Programs
2019/2020
Funding Allocations by Jurisdiction**

City of Kimberley

Organization & Sponsored Organization	Project Name	Funds Available	Allocation	Balance
Aids Network Outreach Support Society	#Love Project: Knit for Mental Health		\$472.00	
Blue Lake Forest Education Society	Blue Paddle		\$1,498.20	
British Columbia Society for the Prevention of Cruelty to Animals - East Kootenay Branch	Low Cost Spay/Neuter		\$1,822.00	
Community Connections Society of Southeast BC (Over the Rainbow Family Service)	Breastfeeding Mamas!		\$1,462.00	
Community Connections Society of Southeast BC	Bus Rides for Access		\$212.00	
Community Connections Society of Southeast BC	Walk in Counselling Clinic		\$1,122.00	
Cranbrook Society for Community Living	Summer Recreation Program		\$462.00	
Friends of the Kimberley Public Library	Children's Room Furniture		\$2,862.00	
Key City Theatre Society	Stage Surface Replacement		\$1,262.00	
Kimberley Arts Council - Centre 64	Kimberley First Saturday 2019		\$4,162.00	
Kimberley Arts Council - Centre 64	Kimberley Kaleidoscope Arts Festival 2019		\$4,062.00	
Kimberley District Heritage Society (Seniors Wellness in Motion)	SWIM (Seniors Wellness in Motion)		\$7,299.10	
Kimberley Skating Club	Track-Mounted Figure Skating Harness		\$3,489.20	
Kimberley Trails Society (Friends of Lois Creek)	Lois Creek Goat		\$4,362.00	
Kimberley Trails Society	Magic Line Trail Upgrade and Repairs		\$3,782.00	
Kimberley Trails Society (Friends of Lois Creek)	Mainstreams		\$1,362.00	
Kimberley Wellness Foundation (Swan Sub Park Project)	Swan Sub Park		\$7,412.00	
Kootenay Columbia Air Search and Rescue	Search and Rescue Flight Training Costs and Communications Upgrade		\$3,241.34	
Kootenay East Youth soccer Association	Program Upgrades		\$662.00	
Mainstreams Environmental Society	Engaging Kimberley Watershed 2019-20		\$6,842.20	
Meadowbrook Community Association	McGinty Lake Education and Awareness		\$1,362.00	
Meadowbrook Community Association	Recreational Area Development		\$362.00	
Northern BC Friends of Children Society - East Kootenay Branch	East Kootenay Family Support		\$2,262.00	
Nothstar Rails to Trails Society	Rails to Trails Enhancement and Improvement		\$4,898.94	
RavenStone Viking Settlement CCC	Kimberley Viking Festival		\$862.00	
Rotary Club of Cranbrook Sunrise	Kootenay Rockies Gran Fondo		\$262.00	
Scouts Canada EK High Ropes	SHREAKS High Ropes Preservation and Safety Upgrades		\$3,001.20	
Spark Youth Society	Youth Drop in for Safety Belonging & Creating an After School Community Service for Parents		\$9,077.34	
Special Olympics British Columbia Kimberley/Cranbrook	Cross Country Ski Team Backpacks		\$546.20	
Sullivan Mine & Railway Historical Society	Sullivan Mine Boiler Display Completion		\$4,862.00	
Summit Community Services Society	Full STEAM Tech Club - Youth Mentorship		\$4,270.00	
Symphony of the Kootenays Association	Divas' Homecoming		\$1,062.00	
United Way East Kootenays	Life Kit Info Package, Phase 2		\$3,162.00	
Wildsight Kimberley/Cranbrook	Apple Capture Community Connection		\$836.00	
Wildsight Kimberley/Cranbrook	Waste Wise Station Launch		\$646.00	
Total:		\$100,083.72	\$95,321.72	\$4,762.00

**Columbia Basin Trust Community Initiatives and Affected Areas Programs
2019/2020
Funding Allocations by Jurisdiction**

District of Elkford

Organization & Sponsored Organization	Project Name	Funds Available	Allocation	Balance
Air Cadet League of Canada, 279 Elk Valley Squadron	Powered Flight Training		\$1,650.00	
Blue Lake Forest Education Society	Blue Paddle		\$945.00	
Community Foundation of the Kootenay Rockies	Endowment Growth		\$1,250.00	
Elk Valley Air Search and Rescue Association	Purchase and Enhancement of Essential Equipment		\$2,000.00	
Elk Valley Critical Incident Response Team	Elk Valley Critical Incident Response Team		\$2,500.00	
Elkford Arts Council Society	Elkford Art Studio Feasibility Study		\$1,700.00	
Elkford Nordic Ski Club	Snowmobile Replacement Program		\$5,000.00	
Elkford Public Library Association	Upgrade Public Computers and Circulation Desk Computer		\$9,000.00	
Kootenay Livestock Association	Agriculture in the Classroom		\$150.00	
Northern BC Friends of Children - East Kootenay Branch	East Kootenay Family Support		\$1,000.00	
Sparwood Lions Club	Sparwood Lions Bingo Studio		\$2,000.00	
The Elkford Community Enhancement Society	Devonian Playground Project Phase 2		\$12,634.52	
United Way East Kootenay	Life Kit Info Package, Phase II		\$5,000.00	
Total:		\$44,829.52	\$44,829.52	\$0.00

District of Invermere

Organization & Sponsored Organization	Project Name	Funds Available	Allocation	Balance
Blue Lake Forest Education Society	Blue Paddle		\$945.00	
British Columbia Society for the Prevention of Cruelty to Animals - East Kootenay Branch	Low Cost Spay/Neuter		\$600.00	
Columbia Lake Recreation Society	Start-up and Promotions of Valley-Wide Sports, Recreation and Leisure Programs		\$3,000.00	
Columbia Lake Stewardship Society	Columbia River Usage Education and Sanitary Support		\$225.00	
Columbia Valley Arts Council	REACH Collaborative 2020: Youth Open Mic & Art Show		\$475.00	
Columbia Valley Community Foundation	"On the Table" Columbia Valley		\$500.00	
Columbia Valley Food Bank	Purchasing Fridges, Freezers and Furniture for Food Bank Building		\$4,000.00	
Columbia Valley Greenways Trail Alliance	Winter Trails in the Columbia Valley Climate Change Assessment		\$500.00	
Columbia Valley Rockies Booster Society	Equipment Upgrades for Hosting KIJHL Junior B Hockey Games		\$4,000.00	
Columbia Valley Skating Club	Columbia Valley Canskate Program		\$1,500.00	
Columbia Valley Tourism Marketing Society	Tourism Marketing Project Coordinator		\$2,500.00	
Columbia Valley Youth Soccer Association	Soccer Youth Skill Development Program		\$1,500.00	
Community Connections Society of Southeast BC (Over the Rainbow Family Services)	Breastfeeding Mamas!		\$1,000.00	
Conrad Kain Centennial Society	2019 Teen Bugaboo Camp		\$600.00	
Cranbrook Society for Community Living	Summer Recreation Program		\$500.00	
Family Dynamix Association	Youth Leadership and Team Building		\$2,150.00	
Hospice Society of the Columbia Valley	Volunteer Visitor Bereavement Training and Advanced Visitor Training in Understanding Traumatic/Complicated Grief, Marketing and Educational Tools		\$1,630.00	
Invermere Companion Animal Network Society	TNR (Trap/Neuter/Release) Feral Cats		\$500.00	
J.A. Laird Elementary School	Accessible Community Outdoor Learning Space		\$3,500.00	
Kootenay Livestock Association	Agriculture in the Classroom		\$200.00	
Lake Windermere District Rod & Gun Club	2019 Community Range Upgrades		\$1,000.00	
Steamboat Mountain Music Society	Steamboat Mountain Music Festival		\$1,000.00	
Toby Creek Nordic Ski Club	Junior Development Program Expansion		\$2,000.00	
Valley Fitness Society	Accessibility at Valley Fitness Centre		\$3,500.00	
Wildsight Invermere Branch	Columbia Valley Electric Vehicle Share		\$2,000.00	
Windermere Valley Saddle Club Society	2019/20 Horse Clinics		\$2,000.00	
Windermere Valley Youth Centre Society	Level Up - Youth Mental Health Initiatives		\$2,800.00	
Wings Over the Rockies	Wings over the Rockies Festival 2.5		\$2,000.00	
Total:		\$48,715.30	\$46,125.00	\$2,590.30

**Columbia Basin Trust Community Initiatives and Affected Areas Programs
2019/2020
Funding Allocations by Jurisdiction**

District of Sparwood

Organization & Sponsored Organization	Project Name	Funds Available	Allocation	Balance
Aids Network Outreach and Support Society	#LoveProject: - Knit for Mental Health		\$426.81	
Air Cadet League of Canada, 279 Elk Valley Squadron	Powered Flight Training		\$2,038.23	
Blue Lake Forestry Education Society	Blue Paddle		\$1,104.00	
British Columbia Society for the Prevention of Cruelty to Animals - East Kootenay Branch	Low Cost Spay/Neuter		\$366.10	
Community Connections Society of Southeast BC (Over the Rainbow Family Services)	Breastfeeding Mamas!		\$1,269.98	
Community Foundation of the Kootenay Rockies	Endowment Growth		\$829.90	
Cranbrook and District 4-H Council	Storage Facility Painting/Event Mobility/Ag for All Weekend		\$189.70	
District of Sparwood (Friends of the Sparwood Dog Park)	Sparwood Dog Park		\$2,807.43	
Elk Valley Air Search and Rescue Association	Purchase and Enhancement of Essential Equipment		\$2,522.89	
Elk Valley Critical Incident Response Team	Elk Valley Critical Incident Response Team		\$1,373.25	
Elk Valley Society for Community Living	Summer Program for Children with Special Needs		\$1,951.11	
Elkford Arts Council Society	Elkford Art Studio Feasibility Study		\$347.83	
Fernie Pets Society	Elk Valley Spay Neuter Incentive Program (SNIP)		\$1,027.49	
Fernie Pride Society	Elk Valley Pride Festival		\$596.23	
Frank J Mitchell Elementary School (Frank J. Mitchell Elementary School Parent Advisory Council))	Additional Playground		\$2,915.83	
Frank J Mitchell Elementary School	Young Author's, Citizen Scientists		\$1,625.93	
Freshwater Fisheries Society of BC	Kootenay Trout Hatchery Outreach Programs 2019-2020		\$355.67	
Michel Natal Heritage Society	Strategic Plan		\$2,997.12	
Northern BC Friends of Children - East Kootenay Branch	East Kootenay Family Support		\$569.07	
Reel Canadian Film Festival Society	Reel Canadian Film Festival		\$407.84	
Royal Canadian Legion – Branch #81	Repairs to Legion Roof		\$3,539.10	
sparwood and District Chamber of Commerce	Water Fountain		\$2,137.18	
Sparwood Coal Miner Days Society	Coal Miner Days 2019		\$3,403.60	
Sparwood Golf Club	Irrigation Upgrades to Golf Course and Driving Range		\$3,539.10	
Sparwood Lions Club	Sparwood Lions Bingo Studio		\$5,110.82	
Sparwood Minor Soccer Association	Field Liner		\$2,100.16	
Sparwood Old Age Pensioners Society	Seniors Helping Seniors!		\$3,611.18	
Sparwood Trail Alliance	Power Line ByPass Trail		\$3,241.42	
Sunset Ridge Ski Society	Website Reconstruction		\$1,228.92	
United Way East Kootenay	Life Kit Info Package, Phase II		\$1,732.83	
Valley Riders	Valley Riders Grounds Enhancements		\$2,473.44	
Wapiti Ski Club	Wapiti Ski Lodge Roof Repair		\$95.03	
Total:		\$57,935.19	\$57,935.19	\$0.00

**Columbia Basin Trust Community Initiatives and Affected Areas Programs
2019/2020
Funding Allocations by Jurisdiction**

Village of Canal Flats

Organization & Sponsored Organization	Project Name	Funds Available	Allocation	Balance
Blue Lake Forest Education Society	Blue Paddle		\$945.00	
Canal Flats Community Society	Community Pavilion		\$24,669.01	
Canal Flats Food Bank Society	Canal Flats Food Bank		\$1,000.00	
Columbia Lake Stewardship Society	Columbia Lake Educational Signage		\$500.00	
Columbia Valley Arts Council	REACH Collaborative 2020: Youth Open Mic & Art Show		\$250.00	
Columbia Valley Rockies Booster Society	Equipment Upgrades for Hosting KIJHL Junior B Hockey Games		\$500.00	
Columbia Valley Skating Club	Columbia Valley Canskate Program		\$750.00	
Family Dynamix Association	Youth Leadership and Teambuilding		\$1,000.00	
Headwaters Arts Society	Mixed Media Workshop and Interpretive Sign for the Discover Centre Mural		\$1,690.00	
Hospice Society of the Columbia Valley	Volunteer Visitor Bereavement Training and Advanced Visitor Training in Understanding Traumatic/Complicated Grief, Marketing and Educational Tools		\$700.00	
Kootenay Livestock Association	Agriculture in the Classroom		\$100.00	
Village of Canal Flats (Canal Flats History and Culture Project)	Canal Flats History and Culture		\$1,000.00	
Village of Canal Flats	Picnic Tables at Lions Park		\$9,000.00	
Windermere Valley Youth Centre Society	Level Up - Youth Mental Health Initiatives		\$1,000.00	
Wings Over the Rockies	Wings over the Rockies Festival 2.5		\$250.00	
Total:		\$43,354.01	\$43,354.01	\$0.00

**Columbia Basin Trust Community Initiatives and Affected Areas Programs
2019/2020
Funding Allocations by Jurisdiction**

Village of Radium Hot Springs

Organization & Sponsored Organization	Project Name	Funds Available	Allocation	Balance
Blue Lake Forest Education Society	Blue Paddle		\$500.00	
British Columbia Society for the Prevention of Cruelty to Animals - East Kootenay Branch	Low Cost Spay/Neuter		\$600.00	
Columbia Lake Recreation Society	Start-up and Promotions of Valley-Wide Sports, Recreation and Leisure Programs		\$1,500.00	
Columbia Valley Arts Council	REACH Collaborative 2020: Youth Open Mic & Art Show		\$325.00	
Columbia Valley Food Bank	Purchasing Fridges, Freezers and Furniture for Food Bank Building		\$1,000.00	
Columbia Valley Rockies Booster Society	Equipment Upgrades for Hosting KIJHL Junior B Hockey Games		\$500.00	
Columbia Valley Tourism Marketing Society	Tourism Marketing Project Coordinator		\$2,500.00	
Family Dynamix Association	Youth Leadership and Teambuilding		\$1,000.00	
Hospice Society of the Columbia Valley	Volunteer Visitor Bereavement Training and Advanced Visitor Training in Understanding Traumatic/Complicated Grief, Marketing and Educational Tools		\$900.00	
Kootenay Livestock Association	Agriculture in the Classroom		\$200.00	
Lake Windermere District Rod & Gun Club	2019 Community Range Upgrades		\$3,000.00	
Radium Hot Springs Public Library	Technological Enhancements		\$5,681.00	
Rotary Club of Radium Hot Springs Sunrise	Rotary Splash Park		\$16,123.26	
Windermere Valley Youth Centre Society	Level Up - Youth Mental Health Initiatives		\$1,500.00	
Total:		\$35,329.26	\$35,329.26	\$0.00

Total Municipal Community Initiatives:		\$763,894.95	\$754,611.70	\$9,283.25
---	--	---------------------	---------------------	-------------------

**Columbia Basin Trust Community Initiatives and Affected Areas Programs
2019/2020
Funding Allocations by Jurisdiction**

Electoral Area A

Organization & Sponsored Organization	Project Name	Funds Available	Allocation	Balance
Blue Lake Forest Education Society	Blue Paddle		\$945.00	
Community Connections Society of Southeast BC (Over the Rainbow Family Services)	Breastfeeding Mamas!		\$1,500.00	
Community Foundation of the Kootenay Rockies	Endowment Growth		\$750.00	
Cranbrook and District 4-H Council	Storage Facility Painting/Event Mobility/Ag for All Weekend		\$1,500.00	
Elk Valley Air Search and Rescue Association	Purchase and Enhancement of Essential Equipment		\$2,500.00	
Elk Valley Critical Incident Response Team	Elk Valley Critical Incident Response Team		\$1,250.00	
Elk Valley Society for Community Living	Summer Program for Children with Special Needs		\$3,000.00	
Elkford Arts Council Society	Elkford Art Studio Feasibility Study		\$500.00	
Fernie Nordic Society	Elk Valley Nordic Centre (EVNC) Communications Protocol		\$1,787.70	
Fernie Pets Society	Elk Valley Spay/Neuter Incentive Program (SNIP)		\$1,500.00	
Fernie Pride Society	Elk Valley Pride Festival		\$500.00	
Freshwater Fisheries Society of BC	Kootenay Trout Hatchery Outreach Programs 2019-2020		\$500.00	
Kootenay East Youth Soccer Association	Program Upgrades		\$400.00	
Senior Citizens Club of Fernie and District	Senior Citizens Club 60th Anniversary Celebrations		\$1,500.00	
Sparwood Coal Miner Days Society	Coal Miner Days 2019		\$3,000.00	
Sparwood Golf Club	Irrigation Upgrades to Golf Course and Driving Range		\$1,000.00	
Sparwood Lions Club	Sparwood Lions Bingo Studio		\$1,000.00	
Sparwood Minor Soccer Association	Field Liner		\$1,000.00	
Sparwood Trail Alliance	Power Line ByPass Trail		\$1,000.00	
The Elkford Community Enhancement Society	Devonian Playground Project Phase 2		\$2,000.00	
Valley Riders	Valley Riders Grounds Enhancements		\$2,500.00	
Wapiti Ski Club	Wapiti Ski Lodge Roof Repair		\$4,000.00	
Wildsight Elk Valley Branch	Fernie Fall Fair		\$1,500.00	
Total:		\$35,132.70	\$35,132.70	\$0.00

Electoral Area B

Organization & Sponsored Organization	Project Name	Funds Available	Allocation	Balance
Friends of Lake Kocanusa Society	Waldo Cove Maintenance and Improvement Projects 2019/2020		\$10,200.00	
Jaffray Elementary Junior Secondary School (JEJSS Parent Advisory Council)	Sand Creek Accessible Paved Track		\$15,000.00	
Lions Club of Sand Creek (Galloway Curling Club)	Purchase and Installation of Water Distillation Apparatus		\$1,904.00	
Sand Creek Community Club (First Community Trail Organization)	Community Trail Program		\$2,606.56	
Total:		\$29,710.56	\$29,710.56	\$0.00

**Columbia Basin Trust Community Initiatives and Affected Areas Programs
2019/2020
Funding Allocations by Jurisdiction**

Electoral Area C

Organization & Sponsored Organization	Project Name	Funds Available	Allocation	Balance
Blue Lake Forest Education Society	Blue Paddle		\$1,890.00	
British Columbia Society for the Prevention of Cruelty to Animals - East Kootenay Branch	Low Cost Spay/Neuter		\$3,000.00	
Columbia Basin Institute of Regional History	Missing Pieces: Cranbrook & Mineral Lake		\$1,000.00	
Community Connections Society of Southeast BC (Over the Rainbow Family Services)	Breastfeeding Mamas!		\$4,000.00	
Community Connections Society of Southeast BC	Safe Ride for Kids		\$430.00	
Community Connections Society of Southeast BC	Walk in Counselling Clinic		\$2,000.00	
Conrad Kain Centennial Society	2019 Teen Bugaboo Camp		\$300.00	
Cranbrook and District 4-H Council	Storage Facility Painting/Event Mobility/Ag for All Weekend		\$2,000.00	
Cranbrook and District Arts Council	Publication of Illustrated Children's Book Fourteen Trumpeting Elephants		\$1,000.00	
Cranbrook Farmer's Market Society	Kooltural Market		\$425.00	
Cranbrook Farmer's Market Society	Old Koots		\$250.00	
Cranbrook Multi-Cultural Society	2019 Cranbrook Multi-Cultural Festival		\$2,000.00	
Cranbrook Public Library	The Library in the Community		\$3,988.00	
Cranbrook Society for Community Living	Summer Recreation Program		\$2,000.00	
Friends of Fort Steele Society	Revitalization of the Heritage Gardens at Fort Steele Heritage Town		\$5,000.00	
Friends of the Cranbrook Public Library	Imagine the Possibilities!		\$3,278.00	
Key City Gymnastics Society	Inclusive Programming Equipment		\$3,687.00	
Key City Theatre Society	Stage Surface Replacement		\$6,000.00	
Kootenay Columbia Air Search and Rescue	Search and Rescue Flight Training Costs and Communications Upgrade		\$2,500.00	
Kootenay East Youth Soccer Association	Program Upgrades		\$5,000.00	
Kootenay Livestock Association	Agriculture in the Classroom		\$300.00	
NorthStar Rails to Trails Society	Rails to Trails Enhancement and Improvement		\$6,598.63	
Pine Ridge Roping Club (Kootenay Barrel Racing Association)	Wycliffe Exhibition Grounds - Arena Footing Improvements		\$4,935.00	
Rotary Club of Cranbrook	Junior Chamber International - Idlewild Ridge Trial		\$30,000.00	
Sam Steele Society	2019 Sam Steele Days		\$5,500.00	
Scouts Canada EK High Ropes	SHREAKS High Ropes Preservation and Safety Upgrades		\$2,500.00	
Symphony of the Kootenays Association	Divas' Homecoming		\$2,000.00	
United Way East Kootenay	Life Kit Info Package, Phase II		\$5,000.00	
Wasa Recreation Society	Commercial Kitchen Stainless Steel Countertop Replacement		\$100.00	
Wildhorse Cycling Club	Cranbrook Winter Trail Grooming		\$1,000.00	
Wildsight Kimberley/Cranbrook	Apple Capture Community Connection		\$270.00	
Total:		\$108,451.63	\$107,951.63	\$500.00

**Columbia Basin Trust Community Initiatives and Affected Areas Programs
2019/2020
Funding Allocations by Jurisdiction**

Electoral Area E

Organization & Sponsored Organization	Project Name	Funds Available	Allocation	Balance
Blue Lake Forest Education Society	Blue Paddle		\$945.00	
British Columbia Society for the Prevention of Cruelty to Animals - East Kootenay Branch	Low Cost Spay/Neuter		\$2,000.00	
Cranbrook and District 4-H Council	Storage Facility Painting/Event Mobility/Ag for All Weekend		\$500.00	
Cranbrook Farmer's Market Society	Kooltural Market		\$250.00	
Friends of the Kimberley Public Library	Children's Room Furniture		\$250.00	
Kimberley Arts Council - Centre 64	Kimberley First Saturday 2019		\$250.00	
Kimberley Arts Council - Centre 64	Kimberley Kaleidoscope Arts Festival 2019		\$250.00	
Kimberley District Heritage Society (SWIM (Seniors Wellness in Motion))	S.W.I.M. (Seniors Wellness in Motion)		\$500.00	
Meadowbrook Community Association	McGinty Lake Education and Awareness		\$2,000.00	
Meadowbrook Community Association	Recreational Area Development		\$1,952.60	
NorthStar Rails to Trails Society	Rails to Trails - Enhancement and Improvement		\$2,000.00	
Scouts Canada EK High Ropes	SHREAKS High Ropes Preservation and Safety Upgrades		\$1,500.00	
St. Mary Valley Rural Residents Association	2019-2020 Projects (3)		\$4,350.00	
Sullivan Mine & Railway Historical Society	Sullivan Mine Boiler Display Completion		\$1,000.00	
United Way East Kootenay	Life Kit Info Package, Phase II		\$2,000.00	
Wasa and District Historical Society	Improvements to the Wasa Memorial Garden		\$500.00	
Wasa and District Lions Club	Replacement of Kitchen Floor and Safety Netting		\$4,818.00	
Wasa Lake Land Improvement District (Wasa Volunteer Fire Prevention and Suppression Group)	Wasa Volunteer Fire Storage Facility and Equipment Expansion		\$8,900.00	
Wasa Recreation Society	Commercial Kitchen Stainless Steel Countertop Replacement		\$1,000.00	
Wildsight Kimberley/Cranbrook	Apple Capture Community Connection		\$550.00	
Total:		\$36,015.60	\$35,515.60	\$500.00

**Columbia Basin Trust Community Initiatives and Affected Areas Programs
2019/2020
Funding Allocations by Jurisdiction**

Electoral Area F

Organization & Sponsored Organization	Project Name	Funds Available	Allocation	Balance
Blue Lake Forest Education Society	Blue Paddle		\$945.00	
British Columbia Society for the Prevention of Cruelty to Animals - East Kootenay Branch	Low Cost Spay/Neuter		\$300.00	
Canal Flats Community Society	Community Pavilion		\$3,500.00	
Columbia Lake Recreation Society	Start-up and Promotions of Valley-Wide Sports, Recreation and Leisure Programs		\$2,000.00	
Columbia Lake Stewardship Society	Columbia Lake Educational Signage		\$1,000.00	
Columbia Lake Stewardship Society	Columbia River Usage Education and Sanitary Support		\$1,800.00	
Columbia Valley Arts Council	REACH Collaborative 2020: Youth Open Mic & Art Show		\$375.00	
Columbia Valley Food Bank	Purchasing Fridges, Freezers and Furniture for Food Bank Building		\$2,000.00	
Columbia Valley Rockies Booster Society	Equipment Upgrades for Hosting KIJHL Junior B Hockey Games		\$1,200.00	
Columbia Valley Skating Club	Columbia Valley Canskate Program		\$1,500.00	
Columbia Valley Tourism Marketing Society	Tourism Marketing Project Coordinator		\$2,000.00	
Columbia Valley Youth Soccer Association	Soccer Youth Skill Development Program		\$800.00	
Community Connections Society of Southeast BC (Over the Rainbow Family Services)	Breastfeeding Mamas!		\$500.00	
Conrad Kain Centennial Society	2019 Teen Bugaboo Camp		\$300.00	
Fairmont Community Association	Fairmont Bike Walk Path Phase 2		\$10,950.00	
Family Dynamix Association	Youth Leadership and Teambuilding		\$2,000.00	
Headwaters Arts Society	Mixed Media Workshop and Interpretive Sign for the Discover Centre Mural		\$250.00	
Hospice Society of the Columbia Valley	Volunteer Visitor Bereavement Training and Advanced Visitor Training in Understanding Traumatic/Complicated Grief, Marketing and Educational Tools		\$2,000.00	
Invermere Companion Animal Network Society	TNR (Trap/Neuter/Release) Feral Cats		\$500.00	
J.A. Laird Elementary School	Accessible Community Outdoor Learning Space		\$500.00	
Kootenay Livestock Association	Agriculture in the Classroom		\$200.00	
Lake Windermere District Rod & Gun Club	2019 Community Range Upgrades		\$3,000.00	
Radium Hot Springs Public Library	Technological Enhancements		\$250.00	
Rushmere Community Association	Rushmere FireSmart 2019		\$1,000.00	
Toby Creek Nordic Ski Club	Junior Development Program Expansion		\$2,000.00	
Valley Fitness Society	Accessibility - at Valley Fitness Centre		\$750.00	
Windermere Elementary School	Forest Classroom		\$4,250.00	
Windermere Valley Saddle Club Society	2019/20 Horse Clinics		\$1,500.00	
Windermere Valley Youth Centre Society	Level Up - Youth Mental Health Initiatives		\$2,500.00	
Wings Over the Rockies	Wings over the Rockies Festival 2.5		\$2,000.00	
Total:			\$51,870.82	\$0.82

**Columbia Basin Trust Community Initiatives and Affected Areas Programs
2019/2020
Funding Allocations by Jurisdiction**

Electoral Area G

Organization & Sponsored Organization	Project Name	Funds Available	Allocation	Balance
Blue Lake Forest Education Society	Blue Paddle		\$945.00	
British Columbia Society for the Prevention of Cruelty to Animals - East Kootenay Branch	Low Cost Spay/Neuter		\$600.00	
Canal Flats Community Society	Community Pavilion		\$2,000.00	
Columbia Lake Recreation Society	Start-up and Promotions of Valley-Wide Sports, Recreation and Leisure Programs		\$2,000.00	
Columbia Lake Stewardship Society	Columbia River Usage Education and Sanitary Support		\$125.00	
Columbia Valley Arts Council	REACH Collaborative 2020: Youth Open Mic & Art Show		\$375.00	
Columbia Valley Food Bank	Purchasing Fridges, Freezers and Furniture for Food Bank Building		\$2,500.00	
Columbia Valley Greenways Trail Alliance	Winter Trails in the Columbia Valley Climate Change Assessment		\$500.00	
Columbia Valley Rockies Booster Society	Equipment Upgrades for Hosting KIJHL Junior B Hockey Games		\$750.00	
Columbia Valley Skating Club	Columbia Valley Canskate Program		\$500.00	
Columbia Valley Tourism Marketing Society	Tourism Marketing Project Coordinator		\$2,000.00	
Community Connctions Society of Southeast BC (Over the Rainbow Family Services)	Breastfeeding Mamas!		\$200.00	
Conrad Kain Centennial Society	2019 Teen Bugaboo Camp		\$600.00	
Edgewater Recreation Society	Recreation Furnishings		\$4,500.00	
Family Dynamix Association	Youth Leadership and Teambuilding		\$750.00	
Hospice Society of the Columbia Valley	Volunteer Visitor Bereavement Training and Advanced Visitor Training in Understanding Traumatic/Complicated Grief, Marketing and Educational Tools		\$900.00	
Invermere Companion Animal Network Society	TNR (Trap/Neuter/Release) Feral Cats		\$2,000.00	
J.A. Laird Elementary School	Accessible Community Outdoor Learning Space		\$324.27	
Kootenay Livestock Association	Agriculture in the Classroom		\$100.00	
Lake Windermere District Rod & Gun Club	2019 Community Range Upgrades		\$2,000.00	
Radium Hot Springs Public Library	Technological Enhancements		\$1,000.00	
Rotary Club of Radium Hot Springs Sunrise	Rotary Splash Park		\$2,000.00	
Steamboat Mountain Music Society	Steamboat Mountain Music Festival		\$3,000.00	
Toby Creek Nordic Ski Club	Junior Development Program Expansion		\$500.00	
Wildsight Invermere Branch	Columbia Valley Electric Vehicle Share		\$200.00	
Windermere Valley Saddle Club Society	2019/20 Horse Clinics		\$960.00	
Windermere Valley Youth Centre Society	Level Up - Youth Mental Health Initiatives		\$1,500.00	
Wings Over the Rockies	Wings over the Rockies Festival 2.5		\$2,500.00	
Total:		\$35,329.27	\$35,329.27	\$0.00
Total Electoral Area Community Initiatives:		\$296,510.58	\$295,509.76	\$1,000.82

**Columbia Basin Trust Community Initiatives and Affected Areas Programs
2019/2020
Funding Allocations by Jurisdiction**

Affected Areas

Electoral Area B

Organization & Sponsored Organization	Project Name	Funds Available	Allocation	Balance
Baynes Lake Community Society	Baynes Lake Community Hall Enhancement/Enlargement		\$20,000.00	
Baynes Lake Parks & Recreation Society	Parks and Rec Basketball Area and Shed Repair		\$5,500.00	
Blue Lake Forest Education Society	Blue Paddle		\$821.46	
Elk Valley Air Search and Rescue Association	Purchase and Enhancement of Essential Equipment		\$3,343.49	
Elk Valley Critical Incident Response Team	Elk Valley Critical Incident Response Team		\$1,250.00	
Freshwater Fisheries Society of BC	Kootenay Trout Hatchery Outreach Programs 2019-2020		\$2,000.00	
Sand Creek Community Club	Timber Frame Pavilion		\$22,655.95	
South Country Housing Project Society	Pinewood Manor Hot Water Tanks		\$9,741.00	
The Triangle Women's Institute	Pioneer Hall Enhancements		\$25,340.17	
Total:		\$113,308.02	\$90,652.07	\$22,655.95

Electoral Area C

Organization & Sponsored Organization	Project Name	Funds Available	Allocation	Balance
Bull River BBQ Ranchers Society	Multi Use Pavement		\$11,994.00	
Bull River BBQ Ranchers Society	Resize and Rebuild Riding Arena		\$4,935.00	
Freshwater Fisheries Society of BC	Kootenay Trout Hatchery Outreach Programs 2019-2020		\$31,724.11	
Pine Ridge Roping Club (Kootenay Barrel Racing Association)	Wycliffe Exhibition Grounds - Arena Footing Improvements		\$13,215.00	
Wardner Community Association	Community Activities		\$6,018.00	
Wardner Community Association (Mayook Community Club)	Exterior & Interior Renovations - Mayook Community School House		\$20,000.00	
Total:		\$87,886.11	\$87,886.11	\$0.00

Summary

Municipal Community Initiatives	\$763,894.95	\$754,611.70	\$9,283.25
+ Electoral Area Community Initiatives	\$296,510.58	\$295,509.76	\$1,000.82
= Municipal & Electoral Area Community Initiatives	\$1,060,405.53	\$1,050,121.46	\$10,284.07
+ Electoral Area Affected Areas	\$201,194.13	\$178,538.18	\$22,655.95
Grand Total:	\$1,261,599.66	\$1,228,659.64	\$32,940.02